



Republic of the Philippines
EULOGIO "AMANG" RODRIGUEZ
INSTITUTE OF SCIENCE AND TECHNOLOGY
Nagtahan, Sampaloc, Manila

September 30, 2020



MS. RUBY P. MURO
Regional Director
DBM-NCR


Madam:

Respectfully submitted herewith are the URS generated Monthly Report of Disbursements – FAR 4 for the months of June, July and August, 2020.

Thank you.

Very truly yours,


EDITHA V. PILLO
President 



FMS FILE

MONTHLY REPORT OF DISBURSEMENTS
For the month of June 2020


FAR No. 4


Department: State Universities and Colleges (SUCs)
Agency/Entity: Eulogio Amang Rodriguez Institute of Science and Technology
Operating Unit: < not applicable >
Organization Code: 09 001 000000
Fund Cluster: 01 Regular Agency Fund

Particulars	General Year Budget					Prior Year's Budget					Current Year's Accounts Payable					SUB-TOTAL	Trust/Liabilities					Grand Total	Remarks					
	PS	MOOE	FinEx	CO	TOTAL	PS	MOOE	FinEx	CO	TOTAL	PS	MOOE	FinEx	CO	TOTAL		PS	MOOE	CO	TOTAL								
	1	2	3	4	5	6(2+3+4+5)	7	8	9	10	11(7+8+9+10)	12	13	14	15		16(12+13+14+15)	17(1+1+5)	18(17+18+19)	19	20			21	22(19+20+21)	23	24	25
CASH DISBURSEMENTS	13,254,027.07	2,441,731.24	0.00	0.00	15,695,758.31	0.00	0.00	0.00	7,558,351.68	7,558,351.68	0.00	0.00	0.00	0.00	7,558,351.68	23,454,110.00	0.00	0.00	0.00	13,954,027.07	2,441,731.24	0.00	0.00	15,695,758.31	0.00	7,558,351.68	23,454,110.00	
Notice of Cash Allocation (NCA)	13,254,027.07	2,441,731.24	0.00	0.00	15,695,758.31	0.00	0.00	0.00	7,558,351.68	7,558,351.68	0.00	0.00	0.00	0.00	7,558,351.68	23,454,110.00	0.00	0.00	0.00	13,954,027.07	2,441,731.24	0.00	0.00	15,695,758.31	0.00	7,558,351.68	23,454,110.00	
MDG Checks Issued	4,912,791.15	1,680,875.63	0.00	0.00	6,593,666.78	0.00	0.00	0.00	7,558,351.68	7,558,351.68	0.00	0.00	0.00	0.00	7,558,351.68	19,625,112.47	0.00	0.00	0.00	4,912,791.15	1,680,875.63	0.00	0.00	6,593,666.78	0.00	7,558,351.68	19,625,112.47	
Notice of Debt Account	8,941,235.92	797,703.61	0.00	0.00	9,738,939.53	0.00	0.00	0.00	0.00	0.00	0.00	0.00	0.00	0.00	0.00	8,741,235.92	0.00	0.00	0.00	8,941,235.92	797,703.61	0.00	0.00	9,738,939.53	0.00	0.00	9,738,939.53	
Notice of Transfer Allocations (NTA)	8.00	0.00	0.00	0.00	8.00	0.00	0.00	0.00	0.00	0.00	0.00	0.00	0.00	0.00	0.00	8.00	0.00	0.00	8.00	0.00	0.00	0.00	8.00	0.00	0.00	8.00		
MDG Checks Issued	8.00	0.00	0.00	0.00	8.00	0.00	0.00	0.00	0.00	0.00	0.00	0.00	0.00	0.00	0.00	8.00	0.00	0.00	8.00	0.00	0.00	0.00	8.00	0.00	0.00	8.00		
Notice of Debt Account	8.00	0.00	0.00	0.00	8.00	0.00	0.00	0.00	0.00	0.00	0.00	0.00	0.00	0.00	0.00	8.00	0.00	0.00	8.00	0.00	0.00	0.00	8.00	0.00	0.00	8.00		
Working Fund for P/Fs	8.00	0.00	0.00	0.00	8.00	0.00	0.00	0.00	0.00	0.00	0.00	0.00	0.00	0.00	0.00	8.00	0.00	0.00	8.00	0.00	0.00	0.00	8.00	0.00	0.00	8.00		
Cash Disbursements During (CDD)	8.00	0.00	0.00	0.00	8.00	0.00	0.00	0.00	0.00	0.00	0.00	0.00	0.00	0.00	0.00	8.00	0.00	0.00	8.00	0.00	0.00	0.00	8.00	0.00	0.00	8.00		
TOTAL CASH DISBURSEMENTS	13,254,027.07	2,441,731.24	0.00	0.00	15,695,758.31	0.00	0.00	0.00	7,558,351.68	7,558,351.68	0.00	0.00	0.00	0.00	7,558,351.68	23,454,110.00	0.00	0.00	0.00	13,954,027.07	2,441,731.24	0.00	0.00	15,695,758.31	0.00	7,558,351.68	23,454,110.00	
NON-CASH DISBURSEMENTS	1,549,784.64	79,497.22	0.00	0.00	1,629,281.86	0.00	0.00	0.00	0.00	0.00	0.00	0.00	0.00	0.00	0.00	1,529,281.86	0.00	0.00	0.00	1,549,784.64	79,497.22	0.00	0.00	1,629,281.86	0.00	0.00	1,629,281.86	
Tax Return Advance (TARA)	1,549,784.64	79,497.22	0.00	0.00	1,629,281.86	0.00	0.00	0.00	0.00	0.00	0.00	0.00	0.00	0.00	0.00	1,529,281.86	0.00	0.00	0.00	1,549,784.64	79,497.22	0.00	0.00	1,629,281.86	0.00	0.00	1,629,281.86	
Nav-Cash Advance/Authority (NCAA)	0.00	0.00	0.00	0.00	0.00	0.00	0.00	0.00	0.00	0.00	0.00	0.00	0.00	0.00	0.00	0.00	0.00	0.00	0.00	0.00	0.00	0.00	0.00	0.00	0.00	0.00	0.00	
Disbursements effected through courier (deductions from courier charges specific...)	0.00	0.00	0.00	0.00	0.00	0.00	0.00	0.00	0.00	0.00	0.00	0.00	0.00	0.00	0.00	0.00	0.00	0.00	0.00	0.00	0.00	0.00	0.00	0.00	0.00	0.00	0.00	
Overpayment of expenses...	0.00	0.00	0.00	0.00	0.00	0.00	0.00	0.00	0.00	0.00	0.00	0.00	0.00	0.00	0.00	0.00	0.00	0.00	0.00	0.00	0.00	0.00	0.00	0.00	0.00	0.00	0.00	
Restoration for bases of government property	0.00	0.00	0.00	0.00	0.00	0.00	0.00	0.00	0.00	0.00	0.00	0.00	0.00	0.00	0.00	0.00	0.00	0.00	0.00	0.00	0.00	0.00	0.00	0.00	0.00	0.00	0.00	
Liquidated damages and similar claim	0.00	0.00	0.00	0.00	0.00	0.00	0.00	0.00	0.00	0.00	0.00	0.00	0.00	0.00	0.00	0.00	0.00	0.00	0.00	0.00	0.00	0.00	0.00	0.00	0.00	0.00	0.00	
Others (e.g. TFP, B7, Docs Stamp, etc.)	0.00	0.00	0.00	0.00	0.00	0.00	0.00	0.00	0.00	0.00	0.00	0.00	0.00	0.00	0.00	0.00	0.00	0.00	0.00	0.00	0.00	0.00	0.00	0.00	0.00	0.00	0.00	
TOTAL NON-CASH DISBURSEMENTS	1,549,784.64	79,497.22	0.00	0.00	1,629,281.86	0.00	0.00	0.00	0.00	0.00	0.00	0.00	0.00	0.00	0.00	1,529,281.86	0.00	0.00	0.00	1,549,784.64	79,497.22	0.00	0.00	1,629,281.86	0.00	0.00	1,629,281.86	
GRAND TOTAL	14,803,811.71	2,521,228.46	0.00	0.00	17,325,040.17	0.00	0.00	0.00	7,558,351.68	7,558,351.68	0.00	0.00	0.00	0.00	7,558,351.68	25,074,401.86	0.00	0.00	0.00	15,503,811.71	2,521,228.46	0.00	0.00	17,325,040.17	0.00	7,558,351.68	25,074,401.86	

SUMMARY	Particulars (1)	Previous Report (2)		This Month (3)		As of Date (4)	
		PS	MOOE	PS	MOOE	PS	MOOE
Total Disbursement Authorities Retained		102,519,488.52	1,620,291.86	104,139,778.39			
NCA		89,913,707.20	0.00	90,813,707.20			
NTA		0.00	0.00	0.00			
Working Fund		0.00	0.00	0.00			
TFA		3,706,778.52	1,620,291.86	3,706,778.52			
CDD		0.00	0.00	0.00			
NCAA		0.00	0.00	0.00			
Less: Notice of Transfer of Allocations (NTA) issued		0.00	0.00	0.00			
Total Disbursement Authorities Available		102,519,488.52	1,620,291.86	104,139,778.39			
Less:		0.00	0.00	0.00			
Lapsed NCA		213,892.15	1,741,355.73	2,055,247.88			
Disbursements		78,374,031.46	25,074,401.86	103,448,433.32			
Less: Other Non-Cash Disbursements		0.00	0.00	0.00			
Disbursements effected through courier (deductions from courier charges specific...)		0.00	0.00	0.00			
Overpayment of expenses...		0.00	0.00	0.00			
Restoration for bases of government property		0.00	0.00	0.00			
Liquidated damages and similar claim		0.00	0.00	0.00			
Others (e.g. TFP, B7, Docs Stamp, etc.)		0.00	0.00	0.00			
And Less: Adjustments (e.g. cancelled dated checks)		0.00	1,741,355.73	1,741,355.73			
Balance of Disbursement Authorities as at date		23,831,666.91	(28,454,115.00)	376,892.61			
Total Disbursements Program		91,246,000.00	15,216,000.00	106,744,000.00			
Less: Actual Disbursements		78,374,031.46	25,074,401.86	103,448,433.32			
Over/Under spending		12,871,968.54	(9,858,401.86)	3,285,566.68			

Note: * Amounts should tally with the grand total disbursement (column 27).

Certified Correct:

Date: 09/29/20

Recommending Approval:

Date: 9/29/2020

Approved By:

Date: