



Republic of the Philippines
EULOGIO "AMANG" RODRIGUEZ
INSTITUTE OF SCIENCE AND TECHNOLOGY
Nagtahan, Sampaloc, Manila

September 30, 2020



MS. RUBY P. MURO
Regional Director
DBM-NCR


Madam:

Respectfully submitted herewith are the URS generated Monthly Report of Disbursements – FAR 4 for the months of June, July and August, 2020.

Thank you.

Very truly yours,


EDITHA V. PILLO
President 



FMS FILE

MONTHLY REPORT OF DISBURSEMENTS
For the month of July 2020


Department : State Universities and Colleges (SUCs)
Agency/Entity : Eulogio "Amang" Rodriguez Institute of Science and Technology
Operating Unit : < not applicable >
Organization Code : 00 001 000000
Fund Cluster : 01 Regular Agency Fund


Particulars	Current Year Budget					Prior Year's Budget					Current Year's Accounts Payable					SUB-TOTAL	Trust Liabilities					Grand Total					Remarks					
	PS	MOOE	FinEx	CO	TOTAL	PS	MOOE	FinEx	CO	TOTAL	PS	MOOE	FinEx	CO	TOTAL		PS	MOOE	CO	TOTAL	PS	MOOE	FinEx	CO	TOTAL							
	1	2	3	4	5	6	7	8	9	10	11	12	13	14	15		16	17	18	19	20	21	22	23	24	25		26	27	28	29	
CASH DISBURSEMENTS	10,537,006.32	800,317.14	0.00	0.00	11,337,323.46	0.00	0.00	0.00	0.00	0.00	0.00	0.00	0.00	0.00	0.00	0.00	11,337,323.46	0.00	0.00	0.00	0.00	0.00	10,537,006.32	800,317.14	0.00	0.00	11,337,323.46	0.00	0.00	0.00	11,337,323.46	
Notice of Cash Allocation (NCA)	10,537,006.32	800,317.14	0.00	0.00	11,337,323.46	0.00	0.00	0.00	0.00	0.00	0.00	0.00	0.00	0.00	0.00	0.00	11,337,323.46	0.00	0.00	0.00	0.00	0.00	10,537,006.32	800,317.14	0.00	0.00	11,337,323.46	0.00	0.00	0.00	11,337,323.46	
MDS Checks Issued	1,810,972.31	43,245.47	0.00	0.00	1,854,217.78	0.00	0.00	0.00	0.00	0.00	0.00	0.00	0.00	0.00	0.00	0.00	1,854,217.78	0.00	0.00	0.00	0.00	0.00	1,810,972.31	43,245.47	0.00	0.00	1,854,217.78	0.00	0.00	0.00	1,854,217.78	
Advice to Debit Account	8,727,034.01	757,071.67	0.00	0.00	9,484,105.68	0.00	0.00	0.00	0.00	0.00	0.00	0.00	0.00	0.00	0.00	0.00	9,484,105.68	0.00	0.00	0.00	0.00	0.00	8,727,034.01	757,071.67	0.00	0.00	9,484,105.68	0.00	0.00	0.00	9,484,105.68	
Notice of Transfer Allocations (NTA)	0.00	0.00	0.00	0.00	0.00	0.00	0.00	0.00	0.00	0.00	0.00	0.00	0.00	0.00	0.00	0.00	0.00	0.00	0.00	0.00	0.00	0.00	0.00	0.00	0.00	0.00	0.00	0.00	0.00	0.00	0.00	0.00
MDS Checks Issued	0.00	0.00	0.00	0.00	0.00	0.00	0.00	0.00	0.00	0.00	0.00	0.00	0.00	0.00	0.00	0.00	0.00	0.00	0.00	0.00	0.00	0.00	0.00	0.00	0.00	0.00	0.00	0.00	0.00	0.00	0.00	0.00
Advice to Debit Account	0.00	0.00	0.00	0.00	0.00	0.00	0.00	0.00	0.00	0.00	0.00	0.00	0.00	0.00	0.00	0.00	0.00	0.00	0.00	0.00	0.00	0.00	0.00	0.00	0.00	0.00	0.00	0.00	0.00	0.00	0.00	0.00
Working Fund for FIPs	0.00	0.00	0.00	0.00	0.00	0.00	0.00	0.00	0.00	0.00	0.00	0.00	0.00	0.00	0.00	0.00	0.00	0.00	0.00	0.00	0.00	0.00	0.00	0.00	0.00	0.00	0.00	0.00	0.00	0.00	0.00	0.00
Cash Disbursement Carrying (CDC)	0.00	0.00	0.00	0.00	0.00	0.00	0.00	0.00	0.00	0.00	0.00	0.00	0.00	0.00	0.00	0.00	0.00	0.00	0.00	0.00	0.00	0.00	0.00	0.00	0.00	0.00	0.00	0.00	0.00	0.00	0.00	0.00
TOTAL CASH DISBURSEMENTS	10,537,006.32	800,317.14	0.00	0.00	11,337,323.46	0.00	0.00	0.00	0.00	0.00	0.00	0.00	0.00	0.00	0.00	0.00	11,337,323.46	0.00	0.00	0.00	0.00	0.00	10,537,006.32	800,317.14	0.00	0.00	11,337,323.46	0.00	0.00	0.00	11,337,323.46	
NON-CASH DISBURSEMENTS	876,706.69	156,142.23	0.00	0.00	1,032,848.92	0.00	0.00	0.00	0.00	0.00	0.00	0.00	0.00	0.00	0.00	0.00	1,032,848.92	0.00	0.00	0.00	0.00	0.00	876,706.69	156,142.23	0.00	0.00	1,032,848.92	0.00	0.00	0.00	1,032,848.92	
Tax Remittance Advances Issued (TRA)	876,706.69	156,142.23	0.00	0.00	1,032,848.92	0.00	0.00	0.00	0.00	0.00	0.00	0.00	0.00	0.00	0.00	0.00	1,032,848.92	0.00	0.00	0.00	0.00	0.00	876,706.69	156,142.23	0.00	0.00	1,032,848.92	0.00	0.00	0.00	1,032,848.92	
Non-Cash Adjustment Authority (NCAA)	0.00	0.00	0.00	0.00	0.00	0.00	0.00	0.00	0.00	0.00	0.00	0.00	0.00	0.00	0.00	0.00	0.00	0.00	0.00	0.00	0.00	0.00	0.00	0.00	0.00	0.00	0.00	0.00	0.00	0.00	0.00	0.00
Disbursements effected through cash/collateral deductions from claims (other than property...)	0.00	0.00	0.00	0.00	0.00	0.00	0.00	0.00	0.00	0.00	0.00	0.00	0.00	0.00	0.00	0.00	0.00	0.00	0.00	0.00	0.00	0.00	0.00	0.00	0.00	0.00	0.00	0.00	0.00	0.00	0.00	0.00
Disbursement of expenses (e.g. personnel benefits)	0.00	0.00	0.00	0.00	0.00	0.00	0.00	0.00	0.00	0.00	0.00	0.00	0.00	0.00	0.00	0.00	0.00	0.00	0.00	0.00	0.00	0.00	0.00	0.00	0.00	0.00	0.00	0.00	0.00	0.00	0.00	0.00
Restitution for leased government property	0.00	0.00	0.00	0.00	0.00	0.00	0.00	0.00	0.00	0.00	0.00	0.00	0.00	0.00	0.00	0.00	0.00	0.00	0.00	0.00	0.00	0.00	0.00	0.00	0.00	0.00	0.00	0.00	0.00	0.00	0.00	0.00
Liquidated damages and similar claims	0.00	0.00	0.00	0.00	0.00	0.00	0.00	0.00	0.00	0.00	0.00	0.00	0.00	0.00	0.00	0.00	0.00	0.00	0.00	0.00	0.00	0.00	0.00	0.00	0.00	0.00	0.00	0.00	0.00	0.00	0.00	0.00
Others (e.g. TEP, B7, Docs Stamp, etc.)	0.00	0.00	0.00	0.00	0.00	0.00	0.00	0.00	0.00	0.00	0.00	0.00	0.00	0.00	0.00	0.00	0.00	0.00	0.00	0.00	0.00	0.00	0.00	0.00	0.00	0.00	0.00	0.00	0.00	0.00	0.00	0.00
App/Leas: Adjustments (e.g. cancelled checks)	0.00	0.00	0.00	0.00	0.00	0.00	0.00	0.00	0.00	0.00	0.00	0.00	0.00	0.00	0.00	0.00	0.00	0.00	0.00	0.00	0.00	0.00	0.00	0.00	0.00	0.00	0.00	0.00	0.00	0.00	0.00	0.00
Balance of Disbursement Authorities as at date	0.00	0.00	0.00	0.00	0.00	0.00	0.00	0.00	0.00	0.00	0.00	0.00	0.00	0.00	0.00	0.00	0.00	0.00	0.00	0.00	0.00	0.00	0.00	0.00	0.00	0.00	0.00	0.00	0.00	0.00	0.00	0.00
Total Disbursements Program	11,413,713.01	956,459.37	0.00	0.00	12,370,172.38	0.00	0.00	0.00	0.00	0.00	0.00	0.00	0.00	0.00	0.00	0.00	12,370,172.38	0.00	0.00	0.00	0.00	0.00	11,413,713.01	956,459.37	0.00	0.00	12,370,172.38	0.00	0.00	0.00	12,370,172.38	
Less: Actual Disbursements	10,537,006.32	800,317.14	0.00	0.00	11,337,323.46	0.00	0.00	0.00	0.00	0.00	0.00	0.00	0.00	0.00	0.00	0.00	11,337,323.46	0.00	0.00	0.00	0.00	0.00	10,537,006.32	800,317.14	0.00	0.00	11,337,323.46	0.00	0.00	0.00	11,337,323.46	
Net/Un-allocated	876,706.69	156,142.23	0.00	0.00	1,032,848.92	0.00	0.00	0.00	0.00	0.00	0.00	0.00	0.00	0.00	0.00	0.00	1,032,848.92	0.00	0.00	0.00	0.00	0.00	876,706.69	156,142.23	0.00	0.00	1,032,848.92	0.00	0.00	0.00	1,032,848.92	
TOTAL NON-CASH DISBURSEMENTS	876,706.69	156,142.23	0.00	0.00	1,032,848.92	0.00	0.00	0.00	0.00	0.00	0.00	0.00	0.00	0.00	0.00	0.00	1,032,848.92	0.00	0.00	0.00	0.00	0.00	876,706.69	156,142.23	0.00	0.00	1,032,848.92	0.00	0.00	0.00	1,032,848.92	
GRAND TOTAL	11,266,616.31	956,459.37	0.00	0.00	12,223,075.68	0.00	0.00	0.00	0.00	0.00	0.00	0.00	0.00	0.00	0.00	0.00	12,223,075.68	0.00	0.00	0.00	0.00	0.00	11,266,616.31	956,459.37	0.00	0.00	12,223,075.68	0.00	0.00	0.00	12,223,075.68	


SUMMARY

Particulars	Payable Report	This Month	As at Date
(1)	(2)	(3)	(4)
Total Disbursement Authorities Received	104,139,776.29	28,480,592.23	142,580,770.71
NCA	88,813,707.00	27,086,000.00	155,819,707.00
NFA	0.00	0.00	0.00
Working Fund	0.00	0.00	0.00
TRA	5,226,071.59	1,344,592.23	6,570,663.82
CDC	0.00	0.00	0.00
NCAA	0.00	0.00	0.00
Less: Notice of Transfer of Allocations (NTA) issued	0.00	0.00	0.00
Total Disbursement Authorities Available	104,139,776.29	28,480,592.23	142,580,770.71
Less:	0.00	0.00	0.00
Lapsed NCA	2,855,247.89	376,852.81	2,520,000.79
Disbursements	103,446,633.32	12,733,218.61	116,182,152.19
Less: Other Non-Cash Disbursements	0.00	0.00	0.00
Disbursements effected through cash/collateral deductions from claims	0.00	0.00	0.00
Disbursement of expenses (e.g. personnel benefits)	0.00	0.00	0.00
Restitution for leased government property	0.00	0.00	0.00
Liquidated damages and similar claims	0.00	0.00	0.00
Others (e.g. TEP, B7, Docs Stamp, etc.)	0.00	0.00	0.00
App/Leas: Adjustments (e.g. cancelled checks)	1,241,265.73	0.00	1,241,265.73
Balance of Disbursement Authorities as at date	376,852.81	28,340,920.81	28,717,773.62
Total Disbursements Program	106,741,000.00	18,747,000.00	125,488,000.00
Less: Actual Disbursements	103,446,633.32	12,733,218.61	116,182,152.19
Net/Un-allocated	3,323,666.68	1,013,700.79	9,305,847.81

Notes: * The use of NFA is discouraged
Notes: ** Amounts should tally with the grand total disbursement (column 27)

Certification:

Date: 09/29/20

Recommendation Approval:

Date: 9/29/2020

Approved By:

Date: