


SUMMARY OF APPROVED BUDGET, UTILIZATIONS, DISBURSEMENTS AND BALANCES BY OBJECT OF EXPENDITURES

(For Off-Budgetary Funds)

As at the Quarter Ending September 30, 2024



Department : State Universities and Colleges (SUCs)
 Agency/Entity : Eulogio 'Amang' Rodriguez Institute of Science and Technology
 Operating Unit : < not applicable >
 Organization Code (UACS) : 08 001 0000000
 Fund Cluster : 05 - Internally Generated Funds
 (e.g. UACS Fund Cluster: 05-Internally Generated Funds and 06-Business Related Funds)

Particulars	UACS CODE	Approved Budget			Utilizations					Disbursements				Unutilized Budget	Di. Derr.	
		Approved Budgeted Revenue	Adjustments (Reductions, Modifications/ Augmentations)	Adjusted Budgeted Revenue	1st Quarter Ending March 31	2nd Quarter Ending June 30	3rd Quarter Ending September 30	4th Quarter Ending December 31	Total	1st Quarter Ending March 31	2nd Quarter Ending June 30	3rd Quarter Ending September 30	4th Quarter Ending December 31			Total
1	2	3	4	5=([3+(-)4])	6	7	8	9	10=(6+7+8+9)	11	12	13	14	15=(11+12+13+14)	16=(5-10)	
SUMMARY																
A. AGENCY SPECIFIC BUDGET																
Personnel Services		28,338,495.61	14,100,469.93	42,438,965.54	1,623,551.74	10,127,136.92	6,834,400.40	0.00	18,585,089.06	1,420,376.22	8,734,809.16	8,078,231.57	0.00	18,233,416.95	23,853,876.48	
Other Compensation	5010200000	28,338,495.61	14,100,469.93	42,438,965.54	1,623,551.74	10,127,136.92	6,834,400.40	0.00	18,585,089.06	1,420,376.22	8,734,809.16	8,078,231.57	0.00	18,233,416.95	23,853,876.48	
Representation Allowance (RA)	5010202000	0.00	0.00	0.00	0.00	0.00	0.00	0.00	0.00	0.00	0.00	0.00	0.00	0.00	0.00	
Representation Allowance (RA)	5010202000	0.00	0.00	0.00	0.00	0.00	0.00	0.00	0.00	0.00	0.00	0.00	0.00	0.00	0.00	
Transportation Allowance (TA)	5010203000	0.00	0.00	0.00	0.00	0.00	0.00	0.00	0.00	0.00	0.00	0.00	0.00	0.00	0.00	
Transportation Allowance (TA)	5010203001	0.00	0.00	0.00	0.00	0.00	0.00	0.00	0.00	0.00	0.00	0.00	0.00	0.00	0.00	
Honoraria	5010210000	26,821,759.14	12,819,058.57	39,640,817.71	1,351,178.06	9,857,144.48	6,118,872.08	0.00	17,327,194.62	1,167,400.80	8,458,148.85	7,398,990.15	0.00	17,024,539.80	22,313,623.09	
Honoraria - Civilian	5010210001	26,821,759.14	12,819,058.57	39,640,817.71	1,351,178.06	9,857,144.48	6,118,872.08	0.00	17,327,194.62	1,167,400.80	8,458,148.85	7,398,990.15	0.00	17,024,539.80	22,313,623.09	
Overtime and Night Pay	5010213000	1,516,736.47	1,281,411.36	2,798,147.83	272,373.68	269,992.44	715,528.32	0.00	1,257,894.44	252,975.42	276,660.31	679,241.42	0.00	1,208,877.15	1,540,253.39	
Overtime Pay	5010213001	1,516,736.47	1,281,411.36	2,798,147.83	272,373.68	269,992.44	715,528.32	0.00	1,257,894.44	252,975.42	276,660.31	679,241.42	0.00	1,208,877.15	1,540,253.39	
Maintenance and Other Operating Expenses		84,418,487.46	29,275,941.35	113,694,428.81	12,382,094.80	14,825,921.13	26,367,515.25	0.00	53,575,531.18	9,005,115.21	14,678,461.77	20,072,370.30	0.00	43,755,967.28	60,118,897.63	
Traveling Expenses	5020100000	5,497,248.00	795,200.00	6,292,448.00	708,914.28	1,810,500.20	793,021.21	0.00	3,312,435.69	601,414.28	1,060,957.20	1,587,044.21	0.00	3,249,415.69	2,980,012.31	
Traveling Expenses - Local	5020101000	5,208,632.39	729,200.00	5,937,832.39	544,613.96	1,786,962.88	692,243.24	0.00	3,023,820.08	437,113.96	1,039,970.88	1,483,715.24	0.00	2,960,800.08	2,914,012.31	
Traveling Expenses - Local	5020101000	5,208,632.39	729,200.00	5,937,832.39	544,613.96	1,786,962.88	692,243.24	0.00	3,023,820.08	437,113.96	1,039,970.88	1,483,715.24	0.00	2,960,800.08	2,914,012.31	
Traveling Expenses - Foreign	5020102000	288,615.61	66,000.00	354,615.61	164,300.32	23,537.32	100,777.97	0.00	288,615.61	164,300.32	20,986.32	103,328.97	0.00	288,615.61	66,000.00	
Traveling Expenses - Foreign	5020102000	288,615.61	66,000.00	354,615.61	164,300.32	23,537.32	100,777.97	0.00	288,615.61	164,300.32	20,986.32	103,328.97	0.00	288,615.61	66,000.00	
Training and Scholarship Expenses	5020200000	5,724,500.00	128,500.00	5,853,000.00	888,700.00	1,049,100.00	632,088.37	0.00	2,569,888.37	888,700.00	933,600.00	729,588.37	0.00	2,561,888.37	3,283,111.63	
Training Expenses	5020201000	4,503,300.00	128,500.00	4,631,800.00	638,700.00	937,600.00	592,088.37	0.00	2,168,388.37	638,700.00	822,100.00	689,588.37	0.00	2,150,388.37	2,463,411.63	
Training Expenses	5020201002	4,503,300.00	128,500.00	4,631,800.00	638,700.00	937,600.00	592,088.37	0.00	2,168,388.37	638,700.00	822,100.00	689,588.37	0.00	2,150,388.37	2,463,411.63	
Scholarship Grants/Expenses	5020202000	1,221,200.00	0.00	1,221,200.00	250,000.00	111,500.00	40,000.00	0.00	401,500.00	250,000.00	111,500.00	40,000.00	0.00	401,500.00	819,700.00	
Scholarship Grants/Expenses	5020202000	1,221,200.00	0.00	1,221,200.00	250,000.00	111,500.00	40,000.00	0.00	401,500.00	250,000.00	111,500.00	40,000.00	0.00	401,500.00	819,700.00	
Supplies and Materials Expenses	5020300000	15,999,664.07	5,404,617.25	21,004,281.32	1,916,143.90	1,681,931.80	7,870,587.43	0.00	11,468,663.13	668,149.89	1,660,592.81	2,337,711.76	0.00	4,666,454.46	9,535,618.19	
Office Supplies Expenses	5020301000	1,155.40	0.00	1,155.40	950.00	0.00	105.00	0.00	1,055.00	912.00	38.00	105.00	0.00	1,055.00	100.40	
Office Supplies Expenses	5020301002	1,155.40	0.00	1,155.40	950.00	0.00	105.00	0.00	1,055.00	912.00	38.00	105.00	0.00	1,055.00	100.40	
Accountable Forms Expenses	5020302000	1,000.00	0.00	1,000.00	0.00	0.00	1,000.00	0.00	1,000.00	0.00	0.00	1,000.00	0.00	1,000.00	0.00	
Accountable Forms Expenses	5020302000	1,000.00	0.00	1,000.00	0.00	0.00	1,000.00	0.00	1,000.00	0.00	0.00	1,000.00	0.00	1,000.00	0.00	
Drugs and Medicines Expenses	5020307000	930,972.50	275,935.25	1,206,907.75	0.00	926,720.00	0.00	0.00	926,720.00	0.00	0.00	926,720.00	0.00	926,720.00	280,187.75	
Drugs and Medicines Expenses	5020307000	930,972.50	275,935.25	1,206,907.75	0.00	926,720.00	0.00	0.00	926,720.00	0.00	0.00	926,720.00	0.00	926,720.00	280,187.75	
Medical, Dental and Laboratory Supplies Expenses	5020308000	129,250.00	68,220.00	197,470.00	0.00	105,289.70	0.00	0.00	105,289.70	0.00	105,289.70	0.00	0.00	105,289.70	92,180.30	
Medical, Dental and Laboratory Supplies Expenses	5020308000	129,250.00	68,220.00	197,470.00	0.00	105,289.70	0.00	0.00	105,289.70	0.00	105,289.70	0.00	0.00	105,289.70	92,180.30	
Fuel, Oil and Lubricants Expenses	5020309000	0.00	0.00	0.00	0.00	0.00	0.00	0.00	0.00	0.00	0.00	0.00	0.00	0.00	0.00	
Fuel, Oil and Lubricants Expenses	5020309000	0.00	0.00	0.00	0.00	0.00	0.00	0.00	0.00	0.00	0.00	0.00	0.00	0.00	0.00	
Semi-Expendable Machinery and Equipment Expenses	5020321000	3,386,133.60	2,292,094.00	5,678,227.60	533,054.00	118,440.00	2,037,878.00	0.00	2,689,372.00	82,240.82	543,329.18	375,830.28	0.00	1,001,400.28	2,988,855.60	
Semi-Expendable Machinery and Equipment Expenses	5020321000	3,386,133.60	2,292,094.00	5,678,227.60	533,054.00	118,440.00	2,037,878.00	0.00	2,689,372.00	82,240.82	543,329.18	375,830.28	0.00	1,001,400.28	2,988,855.60	
Semi-Expendable Furniture, Fixtures and Books Expenses	5020322000	1,604,500.00	807,800.00	2,412,300.00	471,000.00	0.00	1,185,198.00	0.00	1,656,198.00	0.00	183,000.00	321,800.00	0.00	504,800.00	756,102.00	
Semi-Expendable Furniture, Fixtures and Books Expenses	5020322000	1,604,500.00	807,800.00	2,412,300.00	471,000.00	0.00	1,185,198.00	0.00	1,656,198.00	0.00	183,000.00	321,800.00	0.00	504,800.00	756,102.00	
Other Supplies and Materials Expenses	5020399000	9,546,652.57	1,960,568.00	11,507,220.57	911,139.90	531,482.10	4,646,406.43	0.00	6,089,028.43	584,997.07	828,935.93	712,256.48	0.00	2,126,189.48	5,418,192.14	
Other Supplies and Materials Expenses	5020399000	9,546,652.57	1,960,568.00	11,507,220.57	911,139.90	531,482.10	4,646,406.43	0.00	6,089,028.43	584,997.07	828,935.93	712,256.48	0.00	2,126,189.48	5,418,192.14	
Utility Expenses	5020400000	1,275,209.65	10,728,380.41	12,003,590.06	0.00	0.00	4,447,877.81	0.00	4,447,877.81	0.00	0.00	4,293,315.21	0.00	4,293,315.21	7,555,712.25	
Water Expenses	5020401000	450.00	5,000,000.00	5,000,450.00	0.00	0.00	2,513,751.73	0.00	2,513,751.73	0.00	0.00	2,479,016.09	0.00	2,479,016.09	2,486,698.27	
Water Expenses	5020401000	450.00	5,000,000.00	5,000,450.00	0.00	0.00	2,513,751.73	0.00	2,513,751.73	0.00	0.00	2,479,016.09	0.00	2,479,016.09	2,486,698.27	
Electricity Expenses	5020402000	1,274,759.65	5,728,380.41	7,003,140.06	0.00	0.00	1,934,126.08	0.00	1,934,126.08	0.00	0.00	1,814,299.12	0.00	1,814,299.12	5,069,013.98	
Electricity Expenses	5020402000	1,274,759.65	5,728,380.41	7,003,140.06	0.00	0.00	1,934,126.08	0.00	1,934,126.08	0.00	0.00	1,814,299.12	0.00	1,814,299.12	5,069,013.98	
Communication Expenses	5020500000	5,356,709.90	379,814.32	5,736,524.22	859,460.74	641,260.74	648,646.74	0.00	2,149,368.22	802,388.64	692,398.24	642,712.14	0.00	2,137,499.02	3,587,156.00	
Postage and Courier Services	5020501000	56,142.00	0.00	56,142.00	40,000.00	0.00	7,386.00	0.00	47,386.00	0.00	40,000.00	7,386.00	0.00	47,386.00	8,756.00	
Postage and Courier Services	5020501000	56,142.00	0.00	56,142.00	40,000.00	0.00	7,386.00	0.00	47,386.00	0.00	40,000.00	7,386.00	0.00	47,386.00	8,756.00	
Telephone Expenses	5020502000	0.00	0.00	0.00	0.00	0.00	0.00	0.00	0.00	0.00	0.00	0.00	0.00	0.00	0.00	
Landline	5020502002	0.00	0.00	0.00	0.00	0.00	0.00	0.00	0.00	0.00	0.00	0.00	0.00	0.00	0.00	
Internet Subscription Expenses																

Department : State Universities and Colleges (SUCs)
 Agency/Entity : Eulogio 'Amang' Rodriguez Institute of Science and Technology
 Operating Unit : < not applicable >
 Organization Code (UACS) : 08 001 000000
 Fund Cluster : 05 - Internally Generated Funds
 (e.g. UACS Fund Cluster: 05-Internally Generated Funds and 06-Business Related Funds)

Particulars	UACS CODE	Approved Budget			Utilizations					Disbursements				Unutilized Budget	Der	
		Approved Budgeted Revenue	Adjustments (Reductions, Modifications/ Augmentations)	Adjusted Budgeted Revenue	1st Quarter Ending March 31	2nd Quarter Ending June 30	3rd Quarter Ending September 30	4th Quarter Ending December 31	Total	1st Quarter Ending March 31	2nd Quarter Ending June 30	3rd Quarter Ending September 30	4th Quarter Ending December 31			Total
1	2	3	4	5=[(3+(-)4)]	6	7	8	9	10=(6+7+8+9)	11	12	13	14	15=(11+12+13+14)	16=[5-10]	
SUMMARY																
A. AGENCY SPECIFIC BUDGET																
Internet Subscription Expenses	5020503000	5,300,567.90	379,814.32	5,680,382.22	819,460.74	641,260.74	641,260.74	0.00	2,101,982.22	802,388.64	652,398.24	635,326.14	0.00	2,090,113.02	3,578,400.00	
Cable, Satellite, Telegraph and Radio Expenses	5020504000	0.00	0.00	0.00	0.00	0.00	0.00	0.00	0.00	0.00	0.00	0.00	0.00	0.00	0.00	
Cable, Satellite, Telegraph and Radio Expenses	5020504000	0.00	0.00	0.00	0.00	0.00	0.00	0.00	0.00	0.00	0.00	0.00	0.00	0.00	0.00	
Awards/Rewards and Prizes	5020600000	588,000.00	0.00	588,000.00	86,000.00	95,000.00	40,000.00	0.00	221,000.00	86,000.00	95,000.00	40,000.00	0.00	221,000.00	367,000.00	
Awards/Rewards Expenses	5020601000	413,000.00	0.00	413,000.00	60,000.00	95,000.00	0.00	0.00	155,000.00	60,000.00	95,000.00	0.00	0.00	155,000.00	258,000.00	
Awards/Rewards Expenses	5020601001	413,000.00	0.00	413,000.00	60,000.00	95,000.00	0.00	0.00	155,000.00	60,000.00	95,000.00	0.00	0.00	155,000.00	258,000.00	
Rewards and Incentives	5020601002	0.00	0.00	0.00	0.00	0.00	0.00	0.00	0.00	0.00	0.00	0.00	0.00	0.00	0.00	
Prizes	5020602000	175,000.00	0.00	175,000.00	26,000.00	0.00	40,000.00	0.00	66,000.00	26,000.00	0.00	40,000.00	0.00	66,000.00	109,000.00	
Prizes	5020602000	175,000.00	0.00	175,000.00	26,000.00	0.00	40,000.00	0.00	66,000.00	26,000.00	0.00	40,000.00	0.00	66,000.00	109,000.00	
Survey, Research, Exploration and Development Expenses	5020700000	0.00	0.00	0.00	0.00	0.00	0.00	0.00	0.00	0.00	0.00	0.00	0.00	0.00	0.00	
Research, Exploration and Development Expenses	5020702000	0.00	0.00	0.00	0.00	0.00	0.00	0.00	0.00	0.00	0.00	0.00	0.00	0.00	0.00	
Research, Exploration and Development Expenses	5020702002	0.00	0.00	0.00	0.00	0.00	0.00	0.00	0.00	0.00	0.00	0.00	0.00	0.00	0.00	
Confidential, Intelligence and Extraordinary Expenses	5021000000	0.00	0.00	0.00	0.00	0.00	0.00	0.00	0.00	0.00	0.00	0.00	0.00	0.00	0.00	
Extraordinary and Miscellaneous Expenses	5021003000	0.00	0.00	0.00	0.00	0.00	0.00	0.00	0.00	0.00	0.00	0.00	0.00	0.00	0.00	
Extraordinary and Miscellaneous Expenses	5021003000	0.00	0.00	0.00	0.00	0.00	0.00	0.00	0.00	0.00	0.00	0.00	0.00	0.00	0.00	
Professional Services	5021100000	1,695,200.00	1,155,100.00	2,850,300.00	5,952.02	120,755.00	151,107.50	0.00	277,814.52	5,952.02	120,755.00	151,107.50	0.00	277,814.52	2,572,485.48	
Other Professional Services	5021199000	1,695,200.00	1,155,100.00	2,850,300.00	5,952.02	120,755.00	151,107.50	0.00	277,814.52	5,952.02	120,755.00	151,107.50	0.00	277,814.52	2,572,485.48	
Other Professional Services	5021199000	1,695,200.00	1,155,100.00	2,850,300.00	5,952.02	120,755.00	151,107.50	0.00	277,814.52	5,952.02	120,755.00	151,107.50	0.00	277,814.52	2,572,485.48	
General Services	5021200000	26,885,638.13	7,892,829.37	34,778,467.50	6,898,010.36	7,419,862.91	8,854,842.99	0.00	23,172,736.26	5,480,096.88	8,784,672.94	8,005,808.22	0.00	22,270,478.04	11,805,731.24	
Janitorial Services	5021202000	7,326,825.00	1,545,000.59	8,871,825.59	1,090,671.67	2,559,451.13	2,243,398.89	0.00	5,899,521.69	1,067,813.28	2,536,595.21	1,854,754.44	0.00	5,459,162.93	2,978,303.90	
Janitorial Services	5021202000	7,326,825.00	1,545,000.59	8,871,825.59	1,090,671.67	2,559,451.13	2,243,398.89	0.00	5,899,521.69	1,067,813.28	2,536,595.21	1,854,754.44	0.00	5,459,162.93	2,978,303.90	
Security Services	5021203000	10,074,236.16	0.00	10,074,236.16	2,066,342.20	2,062,235.32	2,878,505.00	0.00	7,007,082.52	1,649,287.11	2,471,781.27	2,467,290.00	0.00	6,588,358.38	3,067,153.64	
Security Services	5021203000	10,074,236.16	0.00	10,074,236.16	2,066,342.20	2,062,235.32	2,878,505.00	0.00	7,007,082.52	1,649,287.11	2,471,781.27	2,467,290.00	0.00	6,588,358.38	3,067,153.64	
Other General Services	5021299000	9,484,576.97	6,347,828.78	15,832,405.75	3,740,996.49	2,798,196.46	3,732,939.10	0.00	10,272,132.05	2,762,996.49	3,776,196.46	3,683,763.78	0.00	10,222,956.73	5,560,273.70	
Other General Services	5021299000	9,484,576.97	6,347,828.78	15,832,405.75	3,740,996.49	2,798,196.46	3,732,939.10	0.00	10,272,132.05	2,762,996.49	3,776,196.46	3,683,763.78	0.00	10,222,956.73	5,560,273.70	
Repairs and Maintenance	5021300000	1,256,000.00	423,500.00	1,679,500.00	70,000.00	606,676.36	0.00	0.00	676,676.36	0.00	115,304.96	553,371.40	0.00	668,676.36	1,002,823.64	
Repairs and Maintenance - Buildings and Other Structures	5021304000	550,000.00	210,000.00	760,000.00	0.00	522,676.36	0.00	0.00	522,676.36	0.00	42,804.96	479,871.40	0.00	522,676.36	237,323.64	
School Buildings	5021304002	550,000.00	210,000.00	760,000.00	0.00	522,676.36	0.00	0.00	522,676.36	0.00	42,804.96	479,871.40	0.00	522,676.36	237,323.64	
Repairs and Maintenance - Machinery and Equipment	5021305000	706,000.00	213,500.00	919,500.00	70,000.00	84,000.00	0.00	0.00	154,000.00	0.00	72,500.00	73,500.00	0.00	146,000.00	765,500.00	
Machinery	5021305001	382,000.00	156,000.00	538,000.00	0.00	0.00	0.00	0.00	0.00	0.00	0.00	0.00	0.00	0.00	538,000.00	
Office Equipment	5021305002	324,000.00	57,500.00	381,500.00	70,000.00	84,000.00	0.00	0.00	154,000.00	0.00	72,500.00	73,500.00	0.00	146,000.00	227,500.00	
Taxes, Insurance Premiums and Other Fees	5021500000	1,140,000.00	0.00	1,140,000.00	0.00	34,818.00	0.00	0.00	34,818.00	0.00	0.00	32,641.87	0.00	32,641.87	1,105,182.00	
Taxes, Duties and Licenses	5021501000	0.00	0.00	0.00	0.00	0.00	0.00	0.00	0.00	0.00	0.00	0.00	0.00	0.00	0.00	
Taxes, Duties and Licenses	5021501001	0.00	0.00	0.00	0.00	0.00	0.00	0.00	0.00	0.00	0.00	0.00	0.00	0.00	0.00	
Insurance Expenses	5021503000	1,140,000.00	0.00	1,140,000.00	0.00	34,818.00	0.00	0.00	34,818.00	0.00	0.00	32,641.87	0.00	32,641.87	1,105,182.00	
Insurance Expenses	5021503000	1,140,000.00	0.00	1,140,000.00	0.00	34,818.00	0.00	0.00	34,818.00	0.00	0.00	32,641.87	0.00	32,641.87	1,105,182.00	
Labor and Wages	5021600000	1,252,934.50	948,000.00	2,200,934.50	234,563.50	365,201.25	120,384.50	0.00	720,149.25	234,563.50	256,054.75	229,531.00	0.00	720,149.25	1,480,785.25	
Labor and Wages	5021601000	1,252,934.50	948,000.00	2,200,934.50	234,563.50	365,201.25	120,384.50	0.00	720,149.25	234,563.50	256,054.75	229,531.00	0.00	720,149.25	1,480,785.25	
Labor and Wages	5021601000	1,252,934.50	948,000.00	2,200,934.50	234,563.50	365,201.25	120,384.50	0.00	720,149.25	234,563.50	256,054.75	229,531.00	0.00	720,149.25	1,480,785.25	
Other Maintenance and Operating Expenses	5029900000	18,147,383.21	1,420,000.00	19,567,383.21	714,350.00	1,000,794.87	2,808,958.70	0.00	4,524,103.57	237,850.00	959,245.87	1,469,538.62	0.00	2,666,634.49	15,043,279.84	
Printing and Publication Expenses	5029902000	500,000.00	150,000.00	650,000.00	442,500.00	0.00	0.00	0.00	442,500.00	0.00	0.00	336,963.75	0.00	336,963.75	207,500.00	
Printing and Publication Expenses	5029902000	500,000.00	150,000.00	650,000.00	442,500.00	0.00	0.00	0.00	442,500.00	0.00	0.00	336,963.75	0.00	336,963.75	207,500.00	
Representation Expenses	5029903000	5,917,956.63	60,000.00	5,977,956.63	205,350.00	208,955.57	647,314.00	0.00	1,061,619.57	171,350.00	167,406.57	178,463.00	0.00	517,219.57	4,916,337.06	
Representation Expenses	5029903000	5,917,956.63	60,000.00	5,977,956.63	205,350.00	208,955.57	647,314.00	0.00	1,061,619.57	171,350.00	167,406.57	178,463.00	0.00	517,219.57	4,916,337.06	
Transportation and Delivery Expenses	5029904000	0.00	0.00	0.00	0.00	0.00	0.00	0.00	0.00	0.00	0.00	0.00	0.00	0.00	0.00	
Transportation and Delivery Expenses	5029904000	0.00	0.00	0.00	0.00	0.00	0.00	0.00	0.00	0.00	0.00	0.00	0.00	0.00	0.00	
Rent/Lease Expenses	5029905000	1,300,000.00	0.00	1,300,000.00	0.00	0.00	0.00	0.00	0.00	0.00	0.00	0.00	0.00	0.00	0.00	
Rents - Building and Structures	5029905001	1,300,000.00	0.00	1,300,000.00	0.00	0.00	0.00	0.00	0.00	0.00	0.00	0.00	0.00	0.00	0.00	
Membership Dues and Contributions to Organizations	5029906000	1,701,200.00	0.00	1,701,200.00	66,500.00	741,839.30	89,500.00	0.00	897,839.30	66,500.00	741,839.30	84,500.00	0.00	892,839.30	803,360.70	
Membership Dues and Contributions to Organizations	5029906000	1,701,200.00	0.00	1,701,200.00	66,500.00	741,839.30	89,500.00	0.00	897,839.30	66,500.00	741,839.30	84,500.00	0.00	892,839.30	803,360.70	
Subscription Expenses	5029907000	2,820,000.00	50,000.00	2,870,000.00	0.00	50,000.00	917,899.70	0.00	967,899.70	0.00	50,000.00	869,611.87	0.00	919,611.87	1,902,100.30	
ICT Software Subscription	5029907001	1,450,000.00	50,000.00	1,500,000.00	0.00	0.00	247,899.70	0.00								


Department : State Universities and Colleges (SUCs)
 Agency/Entity : Eulogio 'Amang' Rodriguez Institute of Science and Technology
 Operating Unit : < not applicable >
 Organization Code (UACS) : 08 001 000000
 Fund Cluster : 05 - Internally Generated Funds
 (e.g. UACS Fund Cluster: 05-Internally Generated Funds and 06-Business Related Funds)

Particulars	UACS CODE	Approved Budget			Utilizations					Disbursements					Unutilized Budget	D Den
		Approved Budgeted Revenue	Adjustments (Reductions, Modifications/ Augmentations)	Adjusted Budgeted Revenue	1st Quarter Ending March 31	2nd Quarter Ending June 30	3rd Quarter Ending September 30	4th Quarter Ending December 31	Total	1st Quarter Ending March 31	2nd Quarter Ending June 30	3rd Quarter Ending September 30	4th Quarter Ending December 31	Total		
1	2	3	4	5=[(3+(-)4)]	6	7	8	9	10=(6+7+8+9)	11	12	13	14	15=(11+12+13+14)	16=(5-10)	
SUMMARY																
A. AGENCY SPECIFIC BUDGET																
Other Maintenance and Operating Expenses	5029999000	5,908,226.58	1,160,000.00	7,068,226.58	0.00	0.00	1,154,245.00	0.00	1,154,245.00	0.00	0.00	0.00	0.00	0.00	0.00	5,913,981.58
Capital Outlays		38,550,596.52	9,591,204.34	48,141,800.86	23,469,800.88	16,096,079.73	2,531,997.10	0.00	42,097,877.71	4,424,769.29	21,552,560.07	7,055,039.89	0.00	33,032,369.25	6,043,923.15	
Property, Plant and Equipment Outlay	5060400000	38,261,596.52	9,591,204.34	47,852,800.86	23,466,851.68	15,945,369.73	2,523,993.00	0.00	41,936,214.41	4,421,820.09	21,401,850.07	7,047,035.79	0.00	32,870,705.95	5,916,586.45	
Infrastructure Outlay	5060403000	0.00	1,000,000.00	1,000,000.00	0.00	0.00	709,150.00	0.00	709,150.00	0.00	0.00	709,150.00	0.00	709,150.00	290,850.00	
Power Supply Systems	5060403005	0.00	1,000,000.00	1,000,000.00	0.00	0.00	709,150.00	0.00	709,150.00	0.00	0.00	709,150.00	0.00	709,150.00	290,850.00	
Buildings and Other Structures	5060404000	15,678,647.52	0.00	15,678,647.52	935,382.34	13,759,789.73	812,343.00	0.00	15,507,515.07	0.00	2,063,968.47	5,401,897.57	0.00	7,465,866.04	171,132.45	
Buildings	5060404001	6,308,875.06	0.00	6,308,875.06	935,382.34	4,501,067.40	812,343.00	0.00	6,248,792.74	0.00	137,477.32	1,836,271.94	0.00	1,973,749.26	60,082.32	
School Buildings	5060404002	9,369,772.46	0.00	9,369,772.46	0.00	9,258,722.33	0.00	0.00	9,258,722.33	0.00	1,926,491.15	3,565,625.63	0.00	5,492,116.78	111,050.13	
Machinery and Equipment Outlay	5060405000	22,500,549.00	8,591,204.34	31,091,753.34	22,531,469.34	2,185,580.00	1,002,500.00	0.00	25,719,549.34	4,421,820.09	19,337,881.60	935,988.22	0.00	24,695,689.91	5,372,204.00	
Office Equipment	5060405002	1,201,505.11	924,760.00	2,126,265.11	458,600.00	389,275.00	806,000.00	0.00	1,653,875.00	0.00	789,600.00	58,275.00	0.00	847,875.00	472,390.11	
Information and Communication Technology Equipment	5060405003	12,794,805.31	88,125.00	12,882,930.31	10,231,550.00	826,000.00	196,500.00	0.00	11,254,050.00	0.00	10,597,728.57	457,533.43	0.00	11,055,262.00	1,628,880.31	
Communication Equipment	5060405007	0.00	0.00	0.00	0.00	0.00	0.00	0.00	0.00	0.00	0.00	0.00	0.00	0.00	0.00	
Disaster Response and Rescue Equipment	5060405009	0.00	0.00	0.00	0.00	0.00	0.00	0.00	0.00	0.00	0.00	0.00	0.00	0.00	0.00	
Medical Equipment	5060405011	104,000.00	0.00	104,000.00	0.00	0.00	0.00	0.00	0.00	0.00	0.00	0.00	0.00	0.00	104,000.00	
Technical and Scientific Equipment	5060405014	5,300,000.00	7,218,319.34	12,518,319.34	9,932,319.34	0.00	0.00	0.00	9,932,319.34	4,421,820.09	5,510,499.25	0.00	0.00	9,932,319.34	2,586,000.00	
Other Machinery and Equipment	5060405099	3,100,238.58	360,000.00	3,460,238.58	1,909,000.00	970,305.00	0.00	0.00	2,879,305.00	0.00	2,440,053.78	420,179.79	0.00	2,860,233.57	580,933.58	
Furniture, Fixtures and Books Outlay	5060407000	82,400.00	0.00	82,400.00	0.00	0.00	0.00	0.00	0.00	0.00	0.00	0.00	0.00	0.00	82,400.00	
Furniture and Fixtures	5060407001	82,400.00	0.00	82,400.00	0.00	0.00	0.00	0.00	0.00	0.00	0.00	0.00	0.00	0.00	82,400.00	
Intangible Assets Outlay	5060600000	289,000.00	0.00	289,000.00	2,949.20	150,710.00	8,004.10	0.00	161,663.30	2,949.20	150,710.00	8,004.10	0.00	161,663.30	127,336.70	
Patents/Copyrights	5060601000	139,000.00	0.00	139,000.00	2,949.20	710.00	8,004.10	0.00	11,663.30	2,949.20	710.00	8,004.10	0.00	11,663.30	127,336.70	
Patents/Copyrights	5060601000	139,000.00	0.00	139,000.00	2,949.20	710.00	8,004.10	0.00	11,663.30	2,949.20	710.00	8,004.10	0.00	11,663.30	127,336.70	
Computer Software	5060602000	150,000.00	0.00	150,000.00	0.00	150,000.00	0.00	0.00	150,000.00	0.00	150,000.00	0.00	0.00	150,000.00	0.00	
Computer Software	5060602000	150,000.00	0.00	150,000.00	0.00	150,000.00	0.00	0.00	150,000.00	0.00	150,000.00	0.00	0.00	150,000.00	0.00	
GRAND TOTAL		151,307,579.59	52,967,615.62	204,275,195.21	37,475,447.42	41,049,137.78	35,733,912.75	0.00	114,258,497.95	14,850,260.72	44,965,851.00	35,205,641.76	0.00	95,021,753.48	90,016,697.26	


Certified Correct:


 DANICA ANN D. BARBARONA
 Budget Officer
 Date: November 1, 2024 09:23 PM


Certified Correct:


 RONALYN JOY E. MERCADO
 Chief, Accounting Services
 Date: November 1, 2024 09:23 PM

Recommending Approval By:


 YOLANDA A. LARA
 Director, FMS
 Date: November 4, 2024 10:36 AM

Approved By:


 ROSELIO T. MAMARADLO
 SUC President I
 Date: November 4, 2024 10:50 AM