



Republic of the Philippines  
**EULOGIO "AMANG" RODRIGUEZ  
INSTITUTE OF SCIENCE AND TECHNOLOGY**  
*Nagtahan, Sampaloc, Manila*

November 7, 2017

**MS. RUBY R. ESTEBAN**

Regional Director  
DBM-NCR


Madam:

We respectfully submit herewith the following URS generated Financial Accountability Reports for the Third Quarter ended September 30, 2017, to wit:

1. Statement of Appropriations, Allotments, Obligations, Disbursements and Balances – FAR 1 (Current Appropriation)
2. Statement of Appropriations, Allotments, Obligations, Disbursements and Balances – FAR 1 (Continuing Appropriation)
3. Summary of Appropriations, Allotments, Obligations, Disbursements and Balances by Object of Expenditures – FAR 1A (Current Appropriation)
4. Summary of Appropriations, Allotments, Obligations, Disbursements and Balances by Object of Expenditures – FAR 1A (Continuing Appropriation)
5. List of Allotments and Sub-Allotments – FAR 1B (Current Appropriation)
6. List of Allotments and Sub-Allotments – FAR 1B (Continuing Appropriation)

Thank you.

Very truly yours,

  
**EDITHA V. PILLO**  
President



MS FILE





Particular	UACS CODE	Appropriation			Allocation			Current Year Obligations					Current Year Encumbrances					Balances				
		Authorized Appropriation	Adjustments (Transfer To/From, Reassignment)	Adjusted Appropriation	Allotments Received	Adjustments (Withdrawal, Deobligation)	Transfer To	Transfer From	Adjusted Total Allotments	1st Quarter Ending March 31	2nd Quarter Ending June 30	3rd Quarter Ending Sept. 30	4th Quarter Ending Dec. 31	Total	1st Quarter Ending March 31	2nd Quarter Ending June 30	3rd Quarter Ending Sept. 30	4th Quarter Ending Dec. 31	Total	Unobligated Available	Unpaid Obligations (11-30) + (21-30)	
										11	12	13	14	15	16	17	18	19	20		21	22
Taxes, Insurance Premiums and Other Fees	902100000	301,200.00		301,200.00	301,200.00			301,200.00	70,000.00	5,000.00	70,225.00		175,975.00	70,000.00	3,800.00	70,225.00		144,025.00	183,625.00		153,475.00	
Taxes, Duties and Licenses	902101000	20,000.00		20,000.00	20,000.00			20,000.00		2,500.28	8,531.71		10,992.00		2,700.25	5,731.75		13,004.00			15,800.00	
Taxes, Duties and Licenses	902101001	20,000.00		20,000.00	20,000.00			20,000.00		2,500.28	8,531.71		10,992.00		2,700.25	5,731.75		13,004.00			15,800.00	
Utility Services/Leases	902110000	250,000.00		250,000.00	250,000.00			250,000.00	70,000.00		88,825.00		148,825.00	10,000.00		88,825.00		148,825.00			68,825.00	
Utility Gas/Fuel/Lease	902110001	200,000.00		200,000.00	200,000.00			200,000.00	70,000.00		88,825.00		148,825.00	10,000.00		88,825.00		148,825.00			68,825.00	
Insurance Expenses	902110002	20,000.00		20,000.00	20,000.00			20,000.00		2,000.72	3,286.23		5,287.45		3,000.75	3,286.23		6,573.98			4,900.00	
Insurance Expenses	902110003	20,000.00		20,000.00	20,000.00			20,000.00		2,000.72	3,286.23		5,287.45		3,000.75	3,286.23		6,573.98			4,900.00	
Other Maintenance and Operating Expenses	902200000	1,000,000.00	(115,200.00)	884,800.00	1,000,000.00	(115,200.00)		884,800.00	300,000.00	30,000.00	85,000.00	111,000.00	506,000.00	84,000.00	80,000.00	101,000.00		349,000.00			469,000.00	11,810.00
Advertising Expenses	902201000	81,000.00		81,000.00	81,000.00			81,000.00		10,000.00	10,500.00		20,500.00		10,000.00	7,000.00		27,500.00			40,000.00	11,810.00
Advertising Expenses	902201001	81,000.00		81,000.00	81,000.00			81,000.00		10,000.00	10,500.00		20,500.00		10,000.00	7,000.00		27,500.00			40,000.00	11,810.00
Printing and Publication Expenses	902202000	120,000.00		120,000.00	120,000.00			120,000.00					120,000.00					120,000.00			120,000.00	
Printing and Publication Expenses	902202001	120,000.00		120,000.00	120,000.00			120,000.00					120,000.00					120,000.00			120,000.00	
Representation Expenses	902203000	310,000.00	(210,000.00)	100,000.00	310,000.00	(210,000.00)		100,000.00	20,000.00	37,711.50	10,000.00		67,711.50	20,000.00	80,000.00	17,000.00		127,711.50			140,000.00	
Representation Expenses	902203001	310,000.00	(210,000.00)	100,000.00	310,000.00	(210,000.00)		100,000.00	20,000.00	37,711.50	10,000.00		67,711.50	20,000.00	80,000.00	17,000.00		127,711.50			140,000.00	
Membership Dues and Contributions to Organizations	902204000	110,000.00		110,000.00	110,000.00			110,000.00	40,000.00	10,000.00	10,000.00		130,000.00	40,000.00	40,000.00	40,000.00		160,000.00			170,000.00	
Membership Dues and Contributions to Organizations	902204001	110,000.00		110,000.00	110,000.00			110,000.00	40,000.00	10,000.00	10,000.00		130,000.00	40,000.00	40,000.00	40,000.00		160,000.00			170,000.00	
Subscription Expenses	902207000	84,000.00		84,000.00	84,000.00			84,000.00	11,000.00	10,000.00	10,000.00		134,000.00	11,000.00	10,000.00	10,000.00		154,000.00			170,000.00	
Other Subscription Expenses	902207001	84,000.00		84,000.00	84,000.00			84,000.00	11,000.00	10,000.00	10,000.00		134,000.00	11,000.00	10,000.00	10,000.00		154,000.00			170,000.00	
Other Maintenance and Operating Expenses	902209000	90,000.00		90,000.00	90,000.00			90,000.00			21,400.00		111,400.00			23,000.00		134,400.00			160,000.00	
Other Maintenance and Operating Expenses	902209001	90,000.00		90,000.00	90,000.00			90,000.00			21,400.00		111,400.00			23,000.00		134,400.00			160,000.00	
Capital Outlay		30,000,000.00		30,000,000.00	30,000,000.00			30,000,000.00	10,000,000.00				40,000,000.00					40,000,000.00			50,000,000.00	
Property, Plant and Equipment Outlay	900000000	10,000,000.00		10,000,000.00	10,000,000.00			10,000,000.00	10,000,000.00				20,000,000.00					20,000,000.00			30,000,000.00	
Buildings and Other Structures	900010000	11,000,000.00		11,000,000.00	11,000,000.00			11,000,000.00					11,000,000.00					11,000,000.00			22,000,000.00	
Buildings	900010001	4,000,000.00		4,000,000.00	4,000,000.00			4,000,000.00					4,000,000.00					4,000,000.00			8,000,000.00	
Other Buildings	900010002	7,000,000.00		7,000,000.00	7,000,000.00			7,000,000.00					7,000,000.00					7,000,000.00			14,000,000.00	
Machinery and Equipment Outlay	900020000	4,000,000.00		4,000,000.00	4,000,000.00			4,000,000.00					4,000,000.00					4,000,000.00			8,000,000.00	
Machinery	900020001	3,000,000.00		3,000,000.00	3,000,000.00			3,000,000.00					3,000,000.00					3,000,000.00			6,000,000.00	
Office Equipment	900020002	1,000,000.00		1,000,000.00	1,000,000.00			1,000,000.00					1,000,000.00					1,000,000.00			2,000,000.00	
Vehicle Equipment	900020003	100,000.00		100,000.00	100,000.00			100,000.00					100,000.00					100,000.00			200,000.00	
Transportation Equipment Outlay	900030000	3,000,000.00		3,000,000.00	3,000,000.00			3,000,000.00					3,000,000.00					3,000,000.00			6,000,000.00	
Minor Vehicles	900030001	3,000,000.00		3,000,000.00	3,000,000.00			3,000,000.00					3,000,000.00					3,000,000.00			6,000,000.00	
GRAND TOTAL		291,300,000.00		291,300,000.00	291,300,000.00			291,300,000.00	100,000,000.00	30,000,000.00	100,000,000.00	100,000,000.00	400,000,000.00	100,000,000.00	100,000,000.00	100,000,000.00		400,000,000.00			500,000,000.00	100,000,000.00


Certified Correct:

  
Aquino, Mary Antonette

Agency Budget Officer

Date: 03/Nov/2017

Certified Correct:

  
Barrientos, Nicolas

Agency Chief Accountant

Date:

Recommended By:

  
Barrientos, Nicolas

Director, FMS

Date: 03/Nov/2017

Approved By:

  
Editha

Head of Agency or Authorized Representative

Date: 07/Nov/2017



Republic of the Philippines  
**EULOGIO "AMANG" RODRIGUEZ  
INSTITUTE OF SCIENCE AND TECHNOLOGY**  
*Nagtahan, Sampaloc, Manila*

November 7, 2017

**MS. RUBY R. ESTEBAN**  
Regional Director  
DBM-NCR

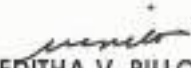
Madam:

We respectfully submit herewith the following URS generated Financial Accountability Reports for the Third Quarter ended September 30, 2017, to wit:

1. Statement of Appropriations, Allotments, Obligations, Disbursements and Balances – FAR 1 (Current Appropriation)
2. Statement of Appropriations, Allotments, Obligations, Disbursements and Balances – FAR 1 (Continuing Appropriation)
3. Summary of Appropriations, Allotments, Obligations, Disbursements and Balances by Object of Expenditures – FAR 1A (Current Appropriation)
4. Summary of Appropriations, Allotments, Obligations, Disbursements and Balances by Object of Expenditures – FAR 1A (Continuing Appropriation)
5. List of Allotments and Sub-Allotments – FAR 1B (Current Appropriation)
6. List of Allotments and Sub-Allotments – FAR 1B (Continuing Appropriation))

Thank you.

Very truly yours,

  
**EDITHA V. PILLO**  
President



FMS FILE

**SUMMARY OF APPROPRIATIONS, ALLOTMENTS, OBLIGATIONS AND BALANCES BY OBJECT OF EXPENDITURES**  
As of the Quarter Ending September 30, 2017

Department: State Universities and Colleges (SUCs)

Agency: Eulogio 'Amang' Rodriguez Institute of Science and Technology

Operating Unit: N/A

Organization Code (UACS): 080010000000

Fund Cluster: 01 - Regular Agency Fund

Authorization: 02 - Continuing Appropriations

Report Status: SUBMITTED

Particular	BACS CODE	Appropriation				Allotment				Current Year Obligations					Current Year Disbursements				Balance					
		Authorized Appropriation	Adjustments (Transfer, CapEx, Reassignment)	Adjusted Appropriation	Adjustments Received	Adjustments (Withdrawal, Reassignment)	Transfer To	Transfer From	Adjusted Total Allotments	1st Quarter Ending March 31	2nd Quarter Ending June 30	3rd Quarter Ending Sept. 30	4th Quarter Ending Dec. 31	Total	1st Quarter Ending March 31	2nd Quarter Ending June 30	3rd Quarter Ending Sept. 30	4th Quarter Ending Dec. 31	Total	Unencumbered Appropriation	Unobligated Allotment	Unpaid Obligations (15-31 = 25-31)		
1	2	3	4	5	6	7	8	9	10	11	12	13	14	15=11+12+13+14	16	17	18	19	20=16+17+18+19	21=3-20	22=4-20	23	24	
Agency Specific Budget																								
Specific Budget of National Government Agencies	0010001	72,113,802.84		72,113,802.84					72,113,802.84															
Maintenance and Other Operating Expenses		16,811,761.76		16,811,761.76					16,811,761.76															
Traveling Expenses	500130000	847,348.42		847,348.42					847,348.42															
Traveling Expenses - Local	500130000	847,348.42		847,348.42					847,348.42															
Traveling Expenses - Local	500130000	847,348.42		847,348.42					847,348.42															
Traveling Expenses - Local	500130000	847,348.42		847,348.42					847,348.42															
Traveling Expenses - Local	500130000	847,348.42		847,348.42					847,348.42															
Traveling Expenses - Local	500130000	847,348.42		847,348.42					847,348.42															
Traveling Expenses - Local	500130000	847,348.42		847,348.42					847,348.42															
Traveling Expenses - Local	500130000	847,348.42		847,348.42					847,348.42															
Traveling Expenses - Local	500130000	847,348.42		847,348.42					847,348.42															
Traveling Expenses - Local	500130000	847,348.42		847,348.42					847,348.42															
Traveling Expenses - Local	500130000	847,348.42		847,348.42					847,348.42															
Traveling Expenses - Local	500130000	847,348.42		847,348.42					847,348.42															
Traveling Expenses - Local	500130000	847,348.42		847,348.42					847,348.42															
Traveling Expenses - Local	500130000	847,348.42		847,348.42					847,348.42															
Traveling Expenses - Local	500130000	847,348.42		847,348.42					847,348.42															
Traveling Expenses - Local	500130000	847,348.42		847,348.42					847,348.42															
Traveling Expenses - Local	500130000	847,348.42		847,348.42					847,348.42															
Traveling Expenses - Local	500130000	847,348.42		847,348.42					847,348.42															
Traveling Expenses - Local	500130000	847,348.42		847,348.42					847,348.42															
Traveling Expenses - Local	500130000	847,348.42		847,348.42					847,348.42															
Traveling Expenses - Local	500130000	847,348.42		847,348.42					847,348.42															
Traveling Expenses - Local	500130000	847,348.42		847,348.42					847,348.42															
Traveling Expenses - Local	500130000	847,348.42		847,348.42					847,348.42															
Traveling Expenses - Local	500130000	847,348.42		847,348.42					847,348.42															
Traveling Expenses - Local	500130000	847,348.42		847,348.42					847,348.42															
Traveling Expenses - Local	500130000	847,348.42		847,348.42					847,348.42															
Traveling Expenses - Local	500130000	847,348.42		847,348.42					847,348.42															
Traveling Expenses - Local	500130000	847,348.42		847,348.42					847,348.42															
Traveling Expenses - Local	500130000	847,348.42		847,348.42					847,348.42															
Traveling Expenses - Local	500130000	847,348.42		847,348.42					847,348.42															
Traveling Expenses - Local	500130000	847,348.42		847,348.42					847,348.42															
Traveling Expenses - Local	500130000	847,348.42		847,348.42					847,348.42															
Traveling Expenses - Local	500130000	847,348.42		847,348.42					847,348.42															
Traveling Expenses - Local	500130000	847,348.42		847,348.42					847,348.42															
Traveling Expenses - Local	500130000	847,348.42		847,348.42					847,348.42															
Traveling Expenses - Local	500130000	847,348.42		847,348.42					847,348.42															
Traveling Expenses - Local	500130000	847,348.42		847,348.42					847,348.42															
Traveling Expenses - Local	500130000	847,348.42		847,348.42					847,348.42															
Traveling Expenses - Local	500130000	847,348.42		847,348.42					847,348.42															
Traveling Expenses - Local	500130000	847,348.42		847,348.42					847,348.42															
Traveling Expenses - Local	500130000	847,348.42		847,348.42					847,348.42															
Traveling Expenses - Local	500130000	847,348.42		847,348.42					847,348.42															
Traveling Expenses - Local	500130000	847,348.42		847,348.42					847,348.42															
Traveling Expenses - Local	500130000	847,348.42		847,348.42					847,348.42															
Traveling Expenses - Local	500130000	847,348.42		847,348.42					847,348.42															
Traveling Expenses - Local	500130000	847,348.42		847,348.42					847,348.42															
Traveling Expenses - Local	500130000	847,348.42		847,348.42					847,348.42															
Traveling Expenses - Local	500130000	847,348.42		847,348.42					847,348.42															
Traveling Expenses - Local	500130000	847,348.42		847,348.42					847,348.42															
Traveling Expenses - Local	500130000	847,348.42		847,348.42					847,348.42															
Traveling Expenses - Local	500130000	847,348.42		847,348.42					847,348.42															
Traveling Expenses - Local	500130000	847,348.42		847,348.42					847,348.42															
Traveling Expenses - Local	500130000	847,348.42		847,348.42					847,348.42															
Traveling Expenses - Local	500130000	847,348.42		847,348.42					847,348.42															
Traveling Expenses - Local	500130000	847,348.42		847,348.42					847,348.42															
Traveling Expenses - Local	500130000	847,348.42		847,348.42					847,348.42															
Traveling Expenses - Local	500130000	847,348.42		847,348.42					847,348.42															
Traveling Expenses - Local	500130000	847,348.42		847,348.42					847,348.42															
Traveling Expenses - Local	500130000	847,348.42		847,348.42					847,348.42															
Traveling Expenses - Local	500130000	847,348.42		847,348.42					847,348.42															

Particulars	DSCE Code	Appropriation			Accounts					Current Year Obligations					Current Year Disbursements					Balances				
		Authorized Appropriation	Adjustments (Increase / Decrease / Realignment)	Adjusted Appropriations	Accounts Receivable	Adjustments (Withdrawal / Reassignment)	Transfer To	Transfer From	Adjusted Total Allocations	1st Quarter	2nd Quarter	3rd Quarter	4th Quarter	Total	1st Quarter	2nd Quarter	3rd Quarter	4th Quarter	Total	Unreleased Appropriations	Budgeted Allocation	Liquid Obligations (1+2) - (3+4)		
										Ending March 31	Ending June 30	Ending Sept. 30	Ending Dec. 31	Ending March 31	Ending June 30	Ending Sept. 30	Ending Dec. 31	Due and Demandable	Not Yet Due and Demandable					
1	2	3	4	5	6	7	8	9	10	11	12	13	14	15	16	17	18	19	20	21	22	23	24	
Repairs and Maintenance - Buildings and Other Structures	802130000	244,705.00		244,705.00	244,705.00			244,705.00					244,705.00					244,705.00						
School Buildings	582130000	244,705.00		244,705.00	244,705.00			244,705.00					244,705.00					244,705.00						
Repairs and Maintenance - Machinery and Equipment	802140000	180,007.00		180,007.00	180,007.00			180,007.00					180,007.00					180,007.00						
Other Equipment	502140000	180,007.00		180,007.00	180,007.00			180,007.00					180,007.00					180,007.00						
Repairs and Maintenance - Transportation Equipment	802150000	11,000.00		11,000.00	11,000.00			11,000.00					11,000.00					11,000.00						
Other Vehicles	502150000	11,000.00		11,000.00	11,000.00			11,000.00					11,000.00					11,000.00						
Repairs and Maintenance - Furniture and Fixtures	802160000	71,000.00		71,000.00	71,000.00			71,000.00					71,000.00					71,000.00						
Furniture and Fixtures	502160000	71,000.00		71,000.00	71,000.00			71,000.00					71,000.00					71,000.00						
Taxes, Insurance Premiums and Other Fees	502190000	124,861.00		124,861.00	124,861.00			124,861.00					124,861.00					124,861.00						
Taxes, Duties and Licenses	802190000	124,861.00		124,861.00	124,861.00			124,861.00					124,861.00					124,861.00						
Taxes, Duties and Licenses	502190000	124,861.00		124,861.00	124,861.00			124,861.00					124,861.00					124,861.00						
Printing and Publication Expenses	802200000	118,800.00		118,800.00	118,800.00			118,800.00					118,800.00					118,800.00						
Printing and Publication Expenses	502200000	118,800.00		118,800.00	118,800.00			118,800.00					118,800.00					118,800.00						
Representation Expenses	802210000	332,325.25		332,325.25	332,325.25			332,325.25					332,325.25					332,325.25						
Representation Expenses	502210000	332,325.25		332,325.25	332,325.25			332,325.25					332,325.25					332,325.25						
Membership Dues and Contributions in Organizations	802220000	54,300.00		54,300.00	54,300.00			54,300.00					54,300.00					54,300.00						
Membership Dues and Contributions in Organizations	502220000	54,300.00		54,300.00	54,300.00			54,300.00					54,300.00					54,300.00						
Scholarship Expenses	802230000	21,832.00		21,832.00	21,832.00			21,832.00					21,832.00					21,832.00						
Other Scholarship Expenses	502230000	21,832.00		21,832.00	21,832.00			21,832.00					21,832.00					21,832.00						
Other Indemnities and Operating Expenses	802240000	23,338.00		23,338.00	23,338.00			23,338.00					23,338.00					23,338.00						
Other Maintenance and Operating Expenses	502240000	23,338.00		23,338.00	23,338.00			23,338.00					23,338.00					23,338.00						
Capital Outlay	802250000	55,311,890.00		55,311,890.00	55,311,890.00			55,311,890.00					55,311,890.00					55,311,890.00						
Property, Plant and Equipment Outlay	502250000	55,311,890.00		55,311,890.00	55,311,890.00			55,311,890.00					55,311,890.00					55,311,890.00						
Infrastructure Outlay	802250000	5,000,000.00		5,000,000.00	5,000,000.00			5,000,000.00					5,000,000.00					5,000,000.00						
Power System	502250000	5,000,000.00		5,000,000.00	5,000,000.00			5,000,000.00					5,000,000.00					5,000,000.00						
Buildings and Other Structures	802250000	24,377,879.00		24,377,879.00	24,377,879.00			24,377,879.00					24,377,879.00					24,377,879.00						
School Buildings	502250000	24,377,879.00		24,377,879.00	24,377,879.00			24,377,879.00					24,377,879.00					24,377,879.00						
Machinery and Equipment Outlay	802250000	21,933,722.00		21,933,722.00	21,933,722.00			21,933,722.00					21,933,722.00					21,933,722.00						
Technical and Scientific Equipment	502250000	21,933,722.00		21,933,722.00	21,933,722.00			21,933,722.00					21,933,722.00					21,933,722.00						
Other Machinery and Equipment	802250000	5,136,000.00		5,136,000.00	5,136,000.00			5,136,000.00					5,136,000.00					5,136,000.00						
<b>GRAND TOTAL</b>																								
<b>Grand Total</b>		72,115,362.94		72,115,362.94	72,115,362.94			72,115,362.94					72,115,362.94					72,115,362.94						

Certified Correct:

  
 Aquino, Mary Antonietta

Certified Correct:



Recommended By:

  
 Barrantes, Nicetas

Approved By:

  
 edfhs

Agency Budget Officer

Agency Chief Accountant

Director, FMS

Head of Agency or Authorized  
Representative

Date: 03/Nov/2017

Date:

Date: 03/Nov/2017

Date: 07/Nov/2017

*This report was generated using the Unified Reporting System on 07/11/2017 16:54*