

Planning Jm



Republic of the Philippines  
Eulogio "Amang" Rodriguez  
Institute of Science and Technology  
Nagtahan, Manila

OFFICE OF THE PRESIDENT

November 13, 2020

Ms. Ruby P. Muro  
Director, DBM – NCR


Dear Madam :

We are respectfully furnishing your office a hardcopy of the Institutes quarterly accomplishment report (BAR 1), third quarter, from July – September 2020. The softcopy has already been reviewed and approved through URS.

Thank you for your continued support and patience.

Very truly yours,

DR. EDITHA V. PILLO  
President





Republic of the Philippines  
Eulogio "Amang" Rodriguez  
Institute of Science and Technology  
Nagtahan, Manila

OFFICE OF THE PRESIDENT

November 13, 2020



Mr. Ameer Gamama  
EARIST COA Team Leader


Dear Sir :

We are respectfully furnishing your office a hardcopy of the Institutes quarterly accomplishment report (BAR 1), third quarter, from July – September 2020. The softcopy has already been reviewed and approved through URS.

Thank you for your continued support and patience.

Very truly yours,

  
DR. EDITHA V. PILLO  
President 



QUARTERLY PHYSICAL REPORT OF OPERATION  
As of September 30, 2020

BAR no. 1

Department : State Universities and Colleges (SUCs)  
Agency : Eulogio 'Amang' Rodriguez Institute of Science and Technology  
Operating Unit : < not applicable >  
Organization Code (UACS) : 08 001 0000000

Particulars	UACS CODE	Physical Target (Budget Year)					Physical Accomplishment (Budget Year)					Variance	Remarks
		1st Quarter	2nd Quarter	3rd Quarter	4th Quarter	Total	1st Quarter	2nd Quarter	3rd Quarter	4th Quarter	Total		
1	2	3	4	5	6	7	8	9	10	11	12	13	14
HIGHER EDUCATION PROGRAM	31010000000000												
DO - Relevant and quality tertiary education ensured to													
Outcome Indicators													
1. Percentage of first-time licensure exam-takers that pass the licensure exams		40%	45%	50%	45%	45%	37.50 % (824)	0%	0%		37.50 % (824)	-7.5 %	4 Board courses only due to Pandemic
2. Percentage of graduates (2 years prior) that are employed				3%		3%			2.37 % (1094218)		2.37 % (1094218)	-0.63 %	
Output Indicators													
1. Percentage of undergraduate student population enrolled in CHED-identified and ROC-identified priority programs					61.24%	61.24%			53.70 % (837711875)		53.70%	-7.54 %	Applied CMO no. 1 S. 2014
2. Percentage of undergraduate programs with accreditation		76%				76%	78.79 % (2633)				78.79 % (2633)	2.79 %	
ADVANCED EDUCATION PROGRAM	32010000000000												
DO - Higher education research improved to promote													
Outcome Indicators													
1. Percentage of graduate school faculty engaged in research work applied in any of the following:													
a. pursuing advanced research degree programs (Ph.D)						0			0				
b. actively pursuing in the last three (3) years (investigative research, basic and applied scientific research, policy research, social science research)				60%		60%			60 % (35)		60 % (35)	0 %	
c. producing technologies for commercialization or livelihood improvement				0		0			0				
d. whose research work resulted in an extension program				0		0			0				
Output Indicators													
1. Percentage of graduate students enrolled in CHED-identified or ROC-identified priority programs					30.83%	30.83%			38.14% (341894)		38.14% (341894)	7.31 %	Applied CMO no. 1 S. 2014
2. Percentage of accredited graduate programs		55%				55%	84.61 % (11113)				84.61 % (11113)	29.61 %	
RESEARCH PROGRAM	32020000000000												
DO - Higher education research improved to promote													
Outcome Indicator													
1. Number of research outputs in the last three years utilized by the industry or by other beneficiaries				1		1	0	0	1		1	0	
Output Indicators													

This report was generated using the Unified Reporting System on 18/11/2020 16:36. Status: SUBMITTED

QUARTERLY PHYSICAL REPORT OF OPERATION  
As of September 30, 2020

BAR no. 1

Department : State Universities and Colleges (SUCs)  
Agency : Eulogio 'Amang' Rodriguez Institute of Science and Technology  
Operating Unit : < not applicable >  
Organization Code (UACS) : 08 001 0000000

Particulars	UACS CODE	Physical Target (Budget Year)					Physical Accomplishment (Budget Year)					Variance	Remarks
		1st Quarter	2nd Quarter	3rd Quarter	4th Quarter	Total	1st Quarter	2nd Quarter	3rd Quarter	4th Quarter	Total		
1	2	3	4	5	6	7	8	9	10	11	12	13	14
HIGHER EDUCATION PROGRAM	31010000000000												
OO: Relevant and quality tertiary education ensured to													
Outcome Indicators													
1. Percentage of first-time licensure exam-takers that pass the licensure exams		40%	45%	50%	45%	45%	37.50 % (824)	0%	0%		37.50 % (824)	-7.5 %	4 Board courses only due to Pandemic
2. Percentage of graduates (2 years prior) that are employed				3%		3%		2.37 % (1094218)			2.37 % (1094218)	-0.63 %	
Output Indicators													
1. Percentage of undergraduate student population enrolled in CHED-identified and RDC-identified priority programs					61.24%	61.24%		53.70 % (837711875)			53.70%	-7.54 %	Applied CMO no. 1 S. 2014
2. Percentage of undergraduate programs with accreditation		70%				70%	76.79 % (2633)				76.79 % (2633)	2.79 %	
ADVANCED EDUCATION PROGRAM	32010000000000												
OO: Higher education research improved to promote													
Outcome Indicators													
1. Percentage of graduate school faculty engaged in research work applied in any of the following:													
a. pursuing advanced research degree programs (Ph.D.)						0		0					
b. actively pursuing in the last three (3) years (investigative research, basic and applied scientific research, policy research, social science research)				60%		60%		60 % (35)			60 % (35)	0 %	
c. producing technologies for commercialization or livelihood improvement				0		0		0					
d. whose research work resulted in an extension program				0		0		0					
Output Indicators													
1. Percentage of graduate students enrolled in CHED-identified or RDC-identified priority programs					30.83%	30.83%		38.14% (341894)			38.14% (341894)	7.31 %	Applied CMO no. 1 S. 2014
2. Percentage of accredited graduate programs		55%				55%	84.61 % (1113)				84.61 % (1113)	29.61 %	
RESEARCH PROGRAM	32020000000000												
OO: Higher education research improved to promote													
Outcome Indicator													
1. Number of research outputs in the last three years utilized by the industry or by other beneficiaries				1		1	0	0	1		1	0	
Output Indicators													

This report was generated using the Unified Reporting System on 18/11/2020 16:36 : Status: SUBMITTED