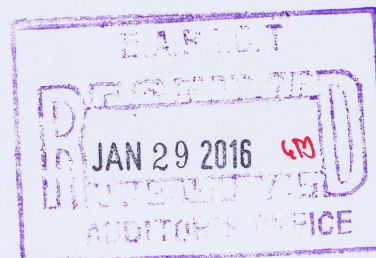


QUARTERLY PHYSICAL REPORT OF OPERATIONS

As of September 30, 2015

Department : STATE UNIVERSITIES & COLLEGES
 Agency : E.A.R.I.S.T.
 Operating Unit :
 Organization Code (UACS) : 08-001-00-00000



BAR No. 1

X	Current Year Appropriations
	Supplemental Appropriations
	Continuing Appropriations
	Off-Budget Account

Particulars	UACS CODE	Physical Targets					Physical Accomplishments					Variance 31-JIS-14	Remarks
		1st Quarter	2nd Quarter	3rd Quarter	4th Quarter	Total	1st Quarter	2nd Quarter	3rd Quarter	4th Quarter	Total		
1	2	3	4	5	6	7=(3+4+5+6)	8	9	10	11	12=(8+9+10+11)	13	14
Part A													
I. Operations	3-00-00-0000												
MFO 1 - HIGHER EDUCATION SERVICES	3-01-00-0000												
Total number of graduates		2,687				2,687	2,581				2,581	(106)	
% of graduates that are in priority courses		46.26%				46.26%	67.49%				67.49%	27.17%	
Average % passing of licensure exams by the SUC graduates/ national average % passing across all disciplines covered by the SUC													
Criminology			50.00%			50.00%		109.52%			109.52%	59.52%	
Education			30.00%			30.00%	94.96%				90.36%	60.36%	
Engineering		31.00%	31.00%	31.00%		31.00%	45.83%	34.43%	88.78%		57.21%	26.21%	
Architecture		55.00%	55.00%			55.00%	86.69%	50.72%	60.14%		73.68%	18.68%	
% of programs accredited at Level I						30.00%		71.43%	71.43%		71.43%	41.43%	
% of programs accredited at Level II						20.00%		64.29%	44.44%		44.44%	24.44%	
% of programs accredited at Level III						50.00%		20.00%	50.00%		50.00%	0.00%	
% of graduates who finished academic program according to the prescribed time frame		99.62%				99.62%	100.00%				100.00%	0.38%	
MFO 2 - ADVANCED EDUCATION SERVICES	3-02-00-0000												
Total number of graduates		60				60	60				60	-	

QUARTERLY PHYSICAL REPORT OF OPERATIONS

BAR No. 1

As of September 30, 2015

Department : STATE UNIVERSITIES & COLLEGES
 Agency : E.A.R.I.S.T.
 Operating Unit :
 Organization Code (UACS) : 08-001-00-00000

X	Current Year Appropriations
	Supplemental Appropriations
	Continuing Appropriations
	Off-Budget Account

Particulars	UACS CODE	Physical Targets					Physical Accomplishments					Variance 31-UIS-14	Remarks
		1st Quarter	2nd Quarter	3rd Quarter	4th Quarter	Total	1st Quarter	2nd Quarter	3rd Quarter	4th Quarter	Total		
1	2	3	4	5	6	7=(3+4+5+6)	8	9	10	11	12=(8+9+10+11)	13	14
% of graduates engaged in employment within 6 months of graduation	3-03-00-0000	100.00%				100.00%	92%				92%	-8.33%	
% of students who rate timeliness of education delivery/supervision as good or better		90.00%				90.00%	99%				99%	8.64%	
MFO 3 - RESEARCH SERVICES													
Number of research studies completed		5	10	10		25	6	7	16		29	4	
% of research projects completed in the last 3 years		16.67%	33.33%	83.33%		83.33%	79.66%	85.59%	99.15%		99.15%	15.82%	
% of research outputs presented in local, regional, national or international for a	3-04-00-0000	3.33%	10.00%	16.67%		16.67%	20.00%	43.33%	96.67%		96.67%	80.00%	
% of research projects completed within the original time frame		16.67%	33.33%	83.33%		83.33%	20.00%	43.33%	96.67%		96.67%	13.33%	
MFO 4 - TECHNICAL ADVISORY EXTENSION SERVICES													
Number of persons trained weighted by the length of training		15	15	15		45	304	30	30		364	319	
Number of persons provided with technical advice		6	6	6		18	160	15	15		190	172	

QUARTERLY PHYSICAL REPORT OF OPERATIONS

BAR No. 1


As of September 30, 2015

Department : STATE UNIVERSITIES & COLLEGES
 Agency : E.A.R.I.S.T.
 Operating Unit :
 Organization Code (UACS) : 08-001-00-00000

X	Current Year Appropriations
	Supplemental Appropriations
	Continuing Appropriations
	Off-Budget Account


Particulars	UACS CODE	Physical Targets					Physical Accomplishments					Variance 31-UIS-14	Remarks
		1st Quarter	2nd Quarter	3rd Quarter	4th Quarter	Total	1st Quarter	2nd Quarter	3rd Quarter	4th Quarter	Total		
1	2	3	4	5	6	7=(3+4+5+6)	8	9	10	11	12=(8+9+10+11)	13	14
% of trainees who rate the training course as good or better		20.00%	20.00%	20.00%		60.00%	24.50%	23.67%	23.67%		71.84%	11.84%	
% of clients who rate the advisory services as good or better		20.00%	20.00%	20.00%		60.00%	24.50%	23.67%	23.67%		71.84%	11.84%	
% of requests for training responded to within 3 days of request		20.00%	20.00%	20.00%		60.00%	21.00%	21.00%	21.00%		63.00%	3.00%	
% of requests for technical advice that are responded to within 3 days of request		20.00%	20.00%	20.00%		60.00%	21.00%	21.00%	21.00%		63.00%	3.00%	
% of persons who received training or advisory services who timeliness of services delivery as good or or better		20.00%	20.00%	20.00%		60.00%	21.00%	21.00%	21.00%		63.00%	3.00%	
II. Projects													
III. Automatic Appropriations													
Part B													
Major Programs/Projects													

Prepared By:


 ROWENA BOLOTAOLO
 Director, Planning


Date:

In coordination with:


 RAMON SEPIDOZA
 Director, Financial Management Services

Date:

Approved by:


 EDITHA V. PILLO
 President

Date: