


QUARTERLY PHYSICAL REPORT OF OPERATIONS

As of March 31, 2015

Department : STATE UNIVERSITIES & COLLEGES  
 Agency : E.A.R.I.S.T.  
 Operating Unit :  
 Organization Code (UACS) : 08-001-00-00000



BAR No. 1

X	Current Year Appropriations
	Supplemental Appropriations
	Continuing Appropriations
	Off-Budget Account

Particulars	UACS CODE	Physical Targets					Physical Accomplishments					Variance 31-UIS-14	Remarks
		1st Quarter	2nd Quarter	3rd Quarter	4th Quarter	Total	1st Quarter	2nd Quarter	3rd Quarter	4th Quarter	Total		
1	2	3	4	5	6	7=(3+4+5+6)	8	9	10	11	12=(8+9+10+11)	13	14
<b>Part A</b>													
<b>I. Operations</b>	3-00-00-0000												
<b>MFO 1 - HIGHER EDUCATION SERVICES</b>	3-01-00-0000												
Total number of graduates		2,687				2,687	2,581				2,581	(106)	
% of graduates that are in priority courses		46.26%				46.26%	67.49%				67.49%	27.17%	
Average % passing of licensure exams by the SUC graduates/ national average % passing across all disciplines covered by the SUC													
Criminology												0.00%	
Education											94.96%	94.96%	
Engineering		31.00%				31.00%	45.83%				45.83%	14.83%	
Architecture		55.00%				55.00%	86.69%				86.69%	31.69%	
% of programs accredited at Level I												0.00%	
% of programs accredited at Level II												0.00%	
% of programs accredited at Level III												0.00%	
% of graduates who finished academic program according to the prescribed time frame		99.62%				99.62%	100.00%				100.00%	0.38%	
<b>MFO 2 - ADVANCED EDUCATION SERVICES</b>	3-02-00-0000												
Total number of graduates		60				60	60				60	-	



QUARTERLY PHYSICAL REPORT OF OPERATIONS

BAR No. 1

As of March 31, 2015

Department : STATE UNIVERSITIES & COLLEGES  
 Agency : E.A.R.I.S.T.  
 Operating Unit :  
 Organization Code (UACS) : 08-001-00-00000

X	Current Year Appropriations
	Supplemental Appropriations
	Continuing Appropriations
	Off-Budget Account

Particulars	UACS CODE	Physical Targets					Physical Accomplishments					Variance 31-UIS-14	Remarks
		1st Quarter	2nd Quarter	3rd Quarter	4th Quarter	Total	1st Quarter	2nd Quarter	3rd Quarter	4th Quarter	Total		
1	2	3	4	5	6	7=(3+4+5+6)	8	9	10	11	12=(8+9+10+11)	13	14
% of graduates engaged in employment within 6 months of graduation	3-03-00-0000	100.00%				100.00%	92%				92%	-8.33%	
% of students who rate timeliness of education delivery/supervision as good or better		90.00%				90.00%	99%				99%	8.64%	
<b>MFO 3 - RESEARCH SERVICES</b>													
Number of research studies completed		5				5	6				6	1	
% of research projects completed in the last 3 years		16.67%				16.67%	79.66%				79.66%	62.99%	
% of research outputs presented in local, regional, national or international for a	3-04-00-0000	3.33%				3.33%	20.00%				20.00%	16.67%	
% of research projects completed within the original time frame		16.67%				16.67%	20.00%				20.00%	3.33%	
<b>MFO 4 - TECHNICAL ADVISORY EXTENSION SERVICES</b>													
Number of persons trained weighted by the length of training		15				15	304				304	289	
Number of persons provided with technical advice		6				6	160				160	154	



## QUARTERLY PHYSICAL REPORT OF OPERATIONS

As of March 31, 2015

Department : STATE UNIVERSITIES & COLLEGES  
 Agency : E.A.R.I.S.T.  
 Operating Unit :  
 Organization Code (UACS) : 08-001-00-00000

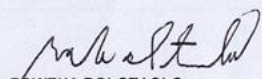
X	Current Year Appropriations
	Supplemental Appropriations
	Continuing Appropriations
	Off-Budget Account

Particulars	UACS CODE	Physical Targets					Physical Accomplishments					Variance J1-LJIS-14	Remarks
		1st Quarter	2nd Quarter	3rd Quarter	4th Quarter	Total	1st Quarter	2nd Quarter	3rd Quarter	4th Quarter	Total		
1	2	3	4	5	6	7=(3+4+5+6)	8	9	10	11	12=(8+9+10+11)	13	14
% of trainees who rate the training course as good or better		20.00%				20.00%	24.50%				24.50%	4.50%	
% of clients who rate the advisory services as good or better		20.00%				20.00%	24.50%				24.50%	4.50%	
% of requests for training responded to within 3 days of request		20.00%				20.00%	21.00%				21.00%	1.00%	
% of requests for technical advice that are responded to within 3 days of request		20.00%				20.00%	21.00%				21.00%	1.00%	
% of persons who received training or advisory services who timeliness of services delivery as good or or better		20.00%				20.00%	21.00%				21.00%	1.00%	
II. Projects													
III. Automatic Appropriations													
Part B													
Major Programs/Projects													

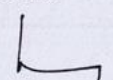
Prepared By:

In coordination with:

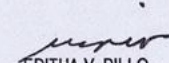
Approved by:

  
 ROWENA BOLOTAOLO

Director, Planning

  
 RAMON SEPIDOZA

Director, Financial Management Services

  
 EDITHA V. PILLO

President

Date:

Date:

Date: