

QUARTERLY PHYSICAL REPORT OF OPERATIONS

As of December 31, 2014

Department : STATE UNIVERSITIES & COLLEGES
 Agency : E.A.R.I.S.T.
 Operating Unit :
 Organization Code (UACS) : 08-001-00-00000

X	Current Year Appropriations
	Supplemental Appropriations
	Continuing Appropriations
	Off-Budget Account

Particulars	UACS CODE	Physical Targets					Physical Accomplishments					variance 21-UIS-14	Remarks
		1st Quarter	2nd Quarter	3rd Quarter	4th Quarter	Total	1st Quarter	2nd Quarter	3rd Quarter	4th Quarter	Total		
1	2	3	4	5	6	7=(3+4+5+6)	8	9	10	11	12=(8+9+10+11)	13	14
Part A													
I. Operations	3-00-00-0000												
MFO 1 - HIGHER EDUCATION SERVICES	3-01-00-0000												
Total number of graduates		2,367				2,367	2,219				2,219	(148)	
% of graduates that are in priority courses		40.39%				40.39%	15.91%				15.91%	27.17%	
Average % passing of licensure exams by the SUC graduates/ national average % passing across all disciplines covered by the SUC													
Criminology			50.00%		50.00%	50.00%		62.15%		98.72%	95.97%	45.97%	
Education			35.00%		35.00%	35.00%	112.63%			59.55%	68.07%	33.07%	
Engineering		75.00%	50.00%	55.00%	48.33%	52.33%	22.81%	0.00%	34.87%	100.80%	77.06%	24.73%	
Architecture		25.00%	25.00%			25.00%	78.27%	48.99%			64.40%	39.40%	
% of programs accredited at Level I						11.11%			13.95%		13.95%	2.84%	
% of programs accredited at Level II						65.00%		0.00%	62.79%		62.79%	-2.21%	
% of graduates who finished academic program according to the prescribed time frame		98.01%				98.01%	100.00%				100.00%	1.99%	
MFO 2 - ADVANCED EDUCATION SERVICES	3-02-00-0000												
Total number of graduates		60				60	107				107	47	

QUARTERLY PHYSICAL REPORT OF OPERATIONS

As of December 31, 2014

Department : STATE UNIVERSITIES & COLLEGES
 Agency : E.A.R.I.S.T.
 Operating Unit :
 Organization Code (UACS) : 08-001-00-00000

X	Current Year Appropriations
	Supplemental Appropriations
	Continuing Appropriations
	Off-Budget Account

Particulars	UACS CODE	Physical Targets					Physical Accomplishments					variance 31-DIS-14	Remarks
		1st Quarter	2nd Quarter	3rd Quarter	4th Quarter	Total	1st Quarter	2nd Quarter	3rd Quarter	4th Quarter	Total		
1	2	3	4	5	6	7=(3+4+5+6)	8	9	10	11	12=(8+9+10+11)	13	14
% of graduates engaged in employment within 6 months of graduation		100.00%				100.00%	100%				100%	0.00%	
% of students who rate timeliness of education delivery/supervision as good or better		95.00%				95.00%	100%				100%	5.00%	
MFO 3 - RESEARCH SERVICES	3-03-00-0000												
Number of research studies completed		15	15	5		35	16	15	6	14	51	16	
% of research projects completed in the last 3 years		100.00%	100.00%	100.00%		100.00%		88.57%	102.86%	145.71%	145.71%	45.71%	
% of research outputs presented in local, regional, national or international for a		33.33%	46.67%	100.00%		48.57%	106.67%	100.00%	120.00%	#DIV/0!	100.00%	158.82%	
% of research projects completed within the original time frame		100.00%	100.00%	100.00%		100.00%	106.67%	100.00%	120.00%	#DIV/0!	145.71%	45.71%	
MFO 4 - TECHNICAL ADVISORY EXTENSION SERVICES	3-04-00-0000												
Number of persons trained weighted by the length of training		15	15	15	15	60	13	23	30		66	6	
Number of persons provided with technical advice		8	8	7	7	30	13	23	30		66	36	

QUARTERLY PHYSICAL REPORT OF OPERATIONS

As of December 31, 2014

Department : STATE UNIVERSITIES & COLLEGES
 Agency : E.A.R.I.S.T.
 Operating Unit :
 Organization Code (UACS) : 08-001-00-00000


X	Current Year Appropriations
	Supplemental Appropriations
	Continuing Appropriations
	Off-Budget Account


Particulars	UACS CODE	Physical Targets					Physical Accomplishments					variance 31-12-14	Remarks
		1st Quarter	2nd Quarter	3rd Quarter	4th Quarter	Total	1st Quarter	2nd Quarter	3rd Quarter	4th Quarter	Total		
		3	4	5	6	7=(3+4+5+6)	8	9	10	11	12=(8+9+10+11)		
1	2	3	4	5	6	7=(3+4+5+6)	8	9	10	11	12=(8+9+10+11)	13	14
% of trainees who rate the training course as good or better		25.32%	25.00%	20.00%	20.00%	90.32%	0.00%	50.00%	50.00%		100.00%	9.68%	
% of clients who rate the advisory services as good or better		25.32%	25.00%	20.00%	20.00%	90.32%	0.00%	50.00%	50.00%		100.00%	9.68%	
% of requests for training responded to within 3 days of request		20.65%	20.00%	20.00%	20.00%	80.65%	20.65%	20.00%	100.00%		140.65%	60.00%	
% of requests for technical advice that are responded to within 3 days of request		20.65%	20.00%	20.00%	20.00%	80.65%	20.65%	20.00%	100.00%		140.65%	60.00%	
% of persons who received training or advisory services who timeliness of services delivery as good or or better		20.65%	20.00%	20.00%	20.00%	80.65%	20.00%	50.00%	50.00%		120.00%	39.35%	
II. Projects													
III. Automatic Appropriations													
Part B													
Major Programs/Projects													


Prepared By:

In coordination with:

Approved by:


 ROWENA BOLOTAOLO
 Director, Planning
 Date: 4-16-15


 RAMON SEPIDOZA
 OIC-Director, Financial Management Services
 Date:


 EDITHA V. PILLO
 President
 Date: