



Republic of the Philippines  
**EULOGIO "AMANG" RODRIGUEZ**  
**INSTITUTE OF SCIENCE AND TECHNOLOGY**  
Nagtahan, Sampaloc, Manila

August 3, 2017



**MS. RUBY R. ESTEBAN**  
Regional Director  
DBM-NCR

Madam:

May we respectfully submit herewith the Quarterly Physical Report of Operations (BAR No. 1) of the Institute for the 2<sup>nd</sup> Quarter Ending June 30, 2017, as generated using the Unified Reporting System.


Thank you.

Very truly yours,

  
**EDITHA V. PILLO**  
President 



QUARTERLY PHYSICAL REPORT OF OPERATION  
As of 2017 June 30



Department: State Universities and Colleges (SUCs)

Appropriations: Current Year Appropriations

Agency: Eulogio 'Amang' Rodriguez Institute of Science and Technology

Operating Unit: N/A

Organization Code (UACS): 080010000000

Report Status: SUBMITTED

Particulars	UACS CODE	Physical Targets					Physical Accomplishments					Variance as of June 30 2017	Remarks
		1st Quarter	2nd Quarter	3rd Quarter	4th Quarter	Total	1st Quarter	2nd Quarter	3rd Quarter	4th Quarter	Total		
1	2	3	4	5	6	7=(3+4+5+6)	8	9	10	11	12=(8+9+10+11)	13	14
Part A													
I. Operations													
MFO 1: HIGHER EDUCATION SERVICES	000003010000000												
Quantity													
Total number of graduates		3746				3,746	3966				3966	220	
Quality													
Percentage of Total graduates that are in priority courses		67.50%				67.50%	69.21%				69.21%	1.7%	
Average passing percentage of licensure exams by the SUC graduates/national average passing across all disciplines covered by the SUC - Criminology			25.00%		25.00%	50%		115.52%			115.52%	65.5%	
Average passing percentage of licensure exams by the SUC graduates/national average passing across all disciplines covered by the SUC - Education			17.00%		18.00%	35%		76.73%			76.73%	41.7%	
Average passing percentage in licensure exams by the SUC graduates/national average passing across all disciplines covered by the SUC - Engineering		7.00%	8.00%	8.00%	8.00%	31%	0.00%	9.97%			9.97%	-21.0%	
Average passing percentage in licensure exams by the SUC graduates/national average passing across all disciplines covered by the SUC - Architecture		25.00%	25.00%			50%	61.38%	50.96%			50.96%	1.0%	
Percentage of programs accredited at Level 1				33.33%		33.33%					0.0%	-33.33%	
Percentage of programs accredited at Level 2				21.43%	21.43%	42.86%					0.0%	-42.9%	
Percentage of programs accredited at Level 3					50.00%	50.00%					0.0%	-50.0%	



[illegible]

Particulars	UACS CODE	Physical Targets					Physical Accomplishments					Variance as of June 30 2017	Remarks
		1st Quarter	2nd Quarter	3rd Quarter	4th Quarter	Total	1st Quarter	2nd Quarter	3rd Quarter	4th Quarter	Total		
1	2	3	4	5	6	7=(3+4+5+6)	8	9	10	11	12=(8+9+10+11)	13	14
as good or better				85.00%		85%	100.00%	100.00%			100.00%	15.0%	
Timeliness													
Percentage of request for trainings responded to within 3 days of request				80.00%		80%	100.00%	100.00%			100.00%	20.0%	
Percentage of requests for technical advice that are responded to within 3 days of request				80.00%		80%	100.00%	100.00%			100.00%	20.0%	
Percentage of persons who receive trainings or advisory services who rate timeliness of service delivery as good or better				80.00%		80%	100.00%	100.00%			100.00%	20.0%	

Prepared By:

  
Roberto Liwanag

Planning Services Head/Planning Officer

Date: 02/Aug/2017

In coordination with:

  
Nicetas Barrientos

Financial Services Head/Budget Officer

Date: 02/Aug/2017

Approved By:

  
editha pillo

Agency Head/Department Secretary

Date: 02/Aug/2017

This report was generated using the Unified Reporting System on 02/08/2017 18:12