



Republic of the Philippines
EULOGIO "AMANG" RODRIGUEZ
INSTITUTE OF SCIENCE AND TECHNOLOGY
Nagtahan, Sampaloc, Manila

Office of the President

April 27, 2017

MS. RUBY R. ESTEBAN
Regional Director
DBM-NCR

Dear Madam:

Respectfully, submitting herewith the EARIST Quarterly Physical Report of Operations (BAR No. 1) for the First Quarter Ending March 31, 2017.

Thank you.

Very truly yours,


DR. EDITHA V. PILLO
President





Republic of the Philippines
EULOGIO "AMANG" RODRIGUEZ
INSTITUTE OF SCIENCE AND TECHNOLOGY
Nagtahan, Sampaloc, Manila

May 18, 2017

MS. RUBY R. ESTEBAN


Regional Director
DBM-NCR

Madam:

May we respectfully submit herewith the Quarterly Physical Report of Operations (BAR No. 1) of the Institute for the 1st Quarter Ending March 31, 2017, as generated using the Unified Reporting System.

Thank you.

Very truly yours,


EDITHA V. PILLO
President





Republic of the Philippines
EULOGIO "AMANG" RODRIGUEZ
INSTITUTE OF SCIENCE AND TECHNOLOGY
Nagtahan, Sampaloc, Manila

May 18, 2017

MS. MARGARITA E. LABUAC


Team Leader
COA – EARIST


Madam:

May we respectfully submit herewith the Quarterly Physical Report of Operations (BAR No. 1) of the Institute for the 1st Quarter Ending March 31, 2017, as generated using the Unified Reporting System.

Thank you.

Very truly yours,


EDITHA V. PILLO
President



QUARTERLY PHYSICAL REPORT OF OPERATION
As of 2017 March 31

Department: State Universities and Colleges (SUCs)
Appropriations: Current Year Appropriations
Agency: Eulogio 'Amang' Rodriguez Institute of Science and Technology
Operating Unit: N/A
Organization Code (UACS): 080010000000
Report Status: APPROVED


DBM-NCR
RECEIVED
By: *[Signature]* Date: *05-18-17*

E.A.R.I.S.T.
RECEIVED
[Signature]
MAY 18 2017
AUDITOR'S OFFICE

Particulars	UACS CODE	Physical Targets					Physical Accomplishments					Variance as of March 31 2017	Remarks
		1st Quarter	2nd Quarter	3rd Quarter	4th Quarter	Total 7= (3+4+5+6)	1st Quarter	2nd Quarter	3rd Quarter	4th Quarter	Total 12= (8+9+10+11)		
1	2	3	4	5	6	7=	8	9	10	11	12=	13	14
Part A													
I. Operations													
MFO 1: HIGHER EDUCATION SERVICES	000003010000000												
Quantity													
Total number of graduates		3746				3,746	3966				3966	220	
Quality													
Percentage of Total graduates that are in priority courses		67.50%				67.50%	69.21%				69.21%	1.7%	
Average passing percentage of licensure exams by the SUC graduates/national average passing across all disciplines covered by the SUC - Criminology			25.00%		25.00%	50%					0.0%	-50.0%	
Average passing percentage of licensure exams by the SUC graduates/national average passing across all disciplines covered by the SUC - Education			17.00%		18.00%	35%					0.0%	-35.0%	
Average passing percentage in licensure exams by the SUC graduates/national average passing across all disciplines covered by the SUC - Engineering		7.00%	8.00%	8.00%	8.00%	31%	0.00%				0.0%	-31.0%	
Average passing percentage in licensure exams by the SUC graduates/national average passing across all disciplines covered by the SUC - Architecture		25.00%	25.00%			50%	61.38%				61.4%	11.4%	
Percentage of programs accredited at Level 1				33.33%		33.33%					0.0%	-33.33%	
Percentage of programs accredited at Level 2				21.43%	21.43%	42.86%					0.0%	-42.9%	
Percentage of programs accredited at Level 3					50.00%	50.00%					0.0%	-50.0%	
Timeliness													
Percentage of graduates who finished academic programs according to the prescribed time frame		90.00%				90.00%	100.00%				100.0%	10.0%	
MFO 2: ADVANCED EDUCATION SERVICES	000003020000000												
Quantity													
Total Number of Graduates		60				60	356				356	296	
Quality													
Percentage of graduates engaged in employment within 6 months of graduation				90.00%		90.00%					0.0%	-90.0%	
Timeliness													
Percentage of students who rate timeliness of education delivery/supervision as good or better				90.00%		90.00%					0.0%	-90.0%	

Particulars	UACS CODE	Physical Targets					Physical Accomplishments					Variance as of March 31 2017	Remarks
		1st Quarter	2nd Quarter	3rd Quarter	4th Quarter	Total 7= (3+4+5+6)	1st Quarter	2nd Quarter	3rd Quarter	4th Quarter	Total 12= (8+9+10+11)		
1	2	3	4	5	6	7=	8	9	10	11	12=	13	14
MFO 3: RESEARCH SERVICES	0000030300000000												
Quantity													
No. of research studies completed				28		28					0	-28	
Quality													
Percentage of research projects completed in the last 3 years				88.00%		88.00%					0.0%	-88.8%	
Percentage of research outputs presented in local, regional, national or international fora				21.26%		21.26%					0.0%	-18.2%	
Timeliness													
Percentage of research projects completed within the original project time frame				85.00%		85%					0.0%	-85.0%	
MFO 4: TECHNICAL ADVISORY EXTENSION SERVICES	0000030400000000												
Quantity													
No. of persons trained weighted by the length of training				60		60					0	-60	
No. of persons provided with technical advice				30		30					0	-30	
Quality													
Percentage of trainees who rate training course as good or better				85.00%		85%					0.0%	-85.0%	
Percentage of clients who rate the advisory services as good or better				85.00%		85%					0.0%	-85.0%	
Timeliness													
Percentage of request for trainings responded to within 3 days of request				80.00%		80%					0.0%	-80.0%	
Percentage of requests for technical advice that are responded to within 3 days of request				80.00%		80%					0.0%	-80.0%	
Percentage of persons who receive trainings or advisory services who rate timeliness of service delivery as good or better				80.00%		80%					0.0%	-80.0%	

Prepared By:


Roberto Liwanag

Planning Services Head/Planning Officer

Date: 17/May/2017


In coordination with:


Nicetas Barrientos

Financial Services Head/Budget Officer

Date: 17/May/2017


Approved By:


editha pillo

Agency Head/Department Secretary

Date: 17/May/2017

QUARTERLY PHYSICAL REPORT OF OPERATION
As of 2017 March 31



Department: State Universities and Colleges (SUCs)
 Appropriations: Current Year Appropriations
 Agency: Eulogio 'Amang' Rodriguez Institute of Science and Technology
 Operating Unit: N/A
 Organization Code (UACS): 080010000000
 Report Status: APPROVED

Particulars	UACS CODE	Physical Targets					Physical Accomplishments					Variance as of March 31 2017	Remarks
		1st Quarter	2nd Quarter	3rd Quarter	4th Quarter	Total	1st Quarter	2nd Quarter	3rd Quarter	4th Quarter	Total		
1	2	3	4	5	6	7= (3+4+5+6)	8	9	10	11	12= (8+9+10+11)	13	14
Part A													
I. Operations													
MFO 1: HIGHER EDUCATION SERVICES	000003010000000												
Quantity													
Total number of graduates		3746				3,746	3966				3966	220	
Quality													
Percentage of Total graduates that are in priority courses		67.50%				67.50%	69.21%				69.21%	1.7%	
Average passing percentage of licensure exams by the SUC graduates/national average passing across all disciplines covered by the SUC - Criminology			25.00%		25.00%	50%					0.0%	-50.0%	
Average passing percentage of licensure exams by the SUC graduates/national average passing across all disciplines covered by the SUC - Education			17.00%		18.00%	35%					0.0%	-35.0%	
Average passing percentage in licensure exams by the SUC graduates/national average passing across all disciplines covered by the SUC - Engineering		7.00%	8.00%	8.00%	8.00%	31%	0.00%				0.0%	-31.0%	
Average passing percentage in licensure exams by the SUC graduates/national average passing across all disciplines covered by the SUC - Architecture		25.00%	25.00%			50%	61.38%				61.4%	11.4%	
Percentage of programs accredited at Level 1				33.33%		33.33%					0.0%	-33.33%	
Percentage of programs accredited at Level 2				21.43%	21.43%	42.86%					0.0%	-42.9%	
Percentage of programs accredited at Level 3					50.00%	50.00%					0.0%	-50.0%	
Timeliness													
Percentage of graduates who finished academic programs according to the prescribed time frame		90.00%				90.00%	100.00%				100.0%	10.0%	
MFO 2: ADVANCED EDUCATION SERVICES	000003020000000												
Quantity													
Total Number of Graduates		60				60	356				356	296	
Quality													
Percentage of graduates engaged in employment within 6 months of graduation				90.00%		90.00%					0.0%	-90.0%	
Timeliness													
Percentage of students who rate timeliness of education delivery/supervision as good or better				90.00%		90.00%					0.0%	-90.0%	

Particulars	UACS CODE	Physical Targets					Physical Accomplishments					Variance as of March 31 2017	Remarks
		1st Quarter	2nd Quarter	3rd Quarter	4th Quarter	Total 7= (3+4+5+6)	1st Quarter	2nd Quarter	3rd Quarter	4th Quarter	Total 12= (8+9+10+11)		
1	2	3	4	5	6	7	8	9	10	11	12	13	14
MFO 3: RESEARCH SERVICES	0000030300000000												
Quantity													
No. of research studies completed				28		28					0	-28	
Quality													
Percentage of research projects completed in the last 3 years				88.00%		88.00%					0.0%	-88.8%	
Percentage of research outputs presented in local, regional, national or international fora				21.26%		21.26%					0.0%	-18.2%	
Timeliness													
Percentage of research projects completed within the original project time frame				85.00%		85%					0.0%	-85.0%	
MFO 4: TECHNICAL ADVISORY EXTENSION SERVICES	0000030400000000												
Quantity													
No. of persons trained weighted by the length of training				60		60					0	-60	
No. of persons provided with technical advice				30		30					0	-30	
Quality													
Percentage of trainees who rate training course as good or better				85.00%		85%					0.0%	-85.0%	
Percentage of clients who rate the advisory services as good or better				85.00%		85%					0.0%	-85.0%	
Timeliness													
Percentage of request for trainings responded to within 3 days of request				80.00%		80%					0.0%	-80.0%	
Percentage of requests for technical advice that are responded to within 3 days of request				80.00%		80%					0.0%	-80.0%	
Percentage of persons who receive trainings or advisory services who rate timeliness of service delivery as good or better				80.00%		80%					0.0%	-80.0%	

Prepared By:


Roberto Liwanag

Planning Services Head/Planning Officer

Date: 17/May/2017


In coordination with:


Nicetas Barrientos

Financial Services Head/Budget Officer

Date: 17/May/2017

Approved By:


editha pillo

Agency Head/Department Secretary

Date: 17/May/2017