

STATEMENT OF APPROPRIATIONS, ALLOTMENTS, OBLIGATIONS, DISBURSEMENTS AND BALANCES
As of the Quarter Ending December 31, 2016

Department : STATE UNIVERSITIES & COLLEGES
Agency : E.A.R.I.S.T.
Operating Unit :
Organization Code (UACS) : 08-001-00-00000
Funding Source Code (as clustered) : 101
(e.g. Old Fund Code: 101,102, 151)

X	Current Year Appropriations
	Supplemental Appropriations
	Continuing Appropriations

Particulars	UACS CODE	Appropriations			Allotments			Current Year Obligations					Current Year Disbursements					Balances							
		Authorized	Adjustments	Adjusted	Allocments	Adjustments	Transfer To	Transfer From	Adjusted	1st Quarter	2nd Quarter	3rd Quarter	4th Quarter	Total	1st Quarter	2nd Quarter	3rd Quarter	4th Quarter	Total	Unreleased	Unobligated	Unpaid Obligations			
		Appropriation	(To/From, Realignment)	Appropriations	Received	(Withdrawal, Realignment)			Total	Ending	Ending	Ending	Ending		Ending	Ending	Ending	Ending		Appropriations	Allocment	Due and Demandable	Not Yet Due and Demandable		
1	2	3	4	5=(3+4)	6	7	8	9	10=[(6+(-)7)-8+9]	11	12	13	14	15=(11+12+13+14)	16	17	18	19	20=(16+17+18+19)	21=(5-10)	22=(10-15)	23	24		
MOOE		-	-	-	-	-	-	-	-	-	-	-	-	-	-	-	-	-	-	-	-	-	-	-	-
Fin Exp (if applicable)		-	-	-	-	-	-	-	-	-	-	-	-	-	-	-	-	-	-	-	-	-	-	-	-
CO		-	-	-	-	-	-	-	-	-	-	-	-	-	-	-	-	-	-	-	-	-	-	-	-
School Buildings	506040002	25,710,000	-	25,710,000	18,845,000	-	-	-	19,845,000	-	-	-	-	1,332,121	1,332,121	-	-	-	199,818	199,818	5,865,000	18,512,879	1,122,303	-	-
Infrastructure Outlay		9,000,000	-	9,000,000	-	-	-	-	-	-	-	-	-	-	-	-	-	-	-	-	9,000,000	-	-	-	-
PS		-	-	-	-	-	-	-	-	-	-	-	-	-	-	-	-	-	-	-	-	-	-	-	-
MOOE		-	-	-	-	-	-	-	-	-	-	-	-	-	-	-	-	-	-	-	-	-	-	-	-
Fin Exp (if applicable)		-	-	-	-	-	-	-	-	-	-	-	-	-	-	-	-	-	-	-	-	-	-	-	-
CO		-	-	-	-	-	-	-	-	-	-	-	-	-	-	-	-	-	-	-	-	-	-	-	-
Sewer Systems	5060403003	9,000,000	-	9,000,000	-	-	-	-	-	-	-	114,400	-	786,878	901,278	-	-	-	114,400	-	9,000,000	12,788,722	786,878	-	-
Machinery & Equipment Outlay		22,825,000	-	22,825,000	13,690,000	-	-	-	13,690,000	-	-	-	-	-	-	-	-	-	-	-	9,135,000	-	-	-	-
PS		-	-	-	-	-	-	-	-	-	-	-	-	-	-	-	-	-	-	-	-	-	-	-	-
MOOE		-	-	-	-	-	-	-	-	-	-	-	-	-	-	-	-	-	-	-	-	-	-	-	-
Fin Exp (if applicable)		-	-	-	-	-	-	-	-	-	-	-	-	-	-	-	-	-	-	-	-	-	-	-	-
CO		-	-	-	-	-	-	-	-	-	-	-	-	-	-	-	-	-	-	-	-	-	-	-	-
Technical & Scientific E	5060405014	22,825,000	-	22,825,000	13,690,000	-	-	-	13,690,000	-	-	114,400	-	786,878	901,278	-	-	-	114,400	-	9,135,000	12,788,722	786,878	-	-
Foreign-Assisted Project(s)		-	-	-	-	-	-	-	-	-	-	-	-	-	-	-	-	-	-	-	-	-	-	-	-
PAP		-	-	-	-	-	-	-	-	-	-	-	-	-	-	-	-	-	-	-	-	-	-	-	-
PS		-	-	-	-	-	-	-	-	-	-	-	-	-	-	-	-	-	-	-	-	-	-	-	-
MOOE		-	-	-	-	-	-	-	-	-	-	-	-	-	-	-	-	-	-	-	-	-	-	-	-
Fin Exp (if applicable)		-	-	-	-	-	-	-	-	-	-	-	-	-	-	-	-	-	-	-	-	-	-	-	-
CO		-	-	-	-	-	-	-	-	-	-	-	-	-	-	-	-	-	-	-	-	-	-	-	-
Sub-Total, Agency Specific Budget		252,767,000	-	252,767,000	212,381,432	-	-	-	212,381,432	29,882,758	34,279,565	27,989,295	57,650,743	149,792,365	26,564,419	29,297,157	33,016,826	50,971,122	141,849,525	40,385,566	62,589,067	7,842,841	-	-	
PS		135,186,000	7,150,000	142,336,000	118,800,432	7,150,000	-	-	125,950,432	23,127,076	28,235,404	16,849,851	43,109,587	111,474,728	21,961,698	22,299,028	27,044,852	42,674,929	109,979,508	16,385,566	14,475,704	1,495,220	-	-	
MOOE		60,049,000	(7,150,000)	52,899,000	60,046,000	(7,150,000)	-	-	52,896,000	6,772,682	5,989,785	11,019,644	12,422,147	36,084,238	6,602,720	5,884,729	10,971,975	8,086,376	31,555,799	-	-	-	-	-	
Fin Exp (if applicable)		-	-	-	-	-	-	-	-	-	-	-	-	-	-	-	-	-	-	-	-	-	-	-	-
CO		57,535,000	-	57,535,000	33,535,000	-	-	-	33,535,000	-	114,400	-	2,118,999	2,233,398	-	114,400	-	199,818	314,218	24,000,000	31,301,601	1,919,181	-	-	
II. Automatic Appropriations	01 1 04 102	10,928,000	706,500	11,634,500	10,928,000	706,500	-	-	11,634,500	2,471,223	3,086,205	1,850,632	2,532,882	9,940,941	2,470,810	2,245,831	2,662,253	2,561,915	9,940,809	-	1,693,559	132	-	-	
RLIP		10,928,000	706,500	11,634,500	10,928,000	706,500	-	-	11,634,500	2,471,223	3,086,205	1,850,632	2,532,882	9,940,941	2,470,810	2,245,831	2,662,253	2,561,915	9,940,809	-	1,693,559	132	-	-	
Sub-Total, Automatic Appropriations		10,928,000	706,500	11,634,500	10,928,000	706,500	-	-	11,634,500	2,471,223	3,086,205	1,850,632	2,532,882	9,940,941	2,470,810	2,245,831	2,662,253	2,561,915	9,940,809	-	1,693,559	132	-	-	
PS		-	-	-	-	-	-	-	-	-	-	-	-	-	-	-	-	-	-	-	-	-	-	-	-
MOOE		-	-	-	-	-	-	-	-	-	-	-	-	-	-	-	-	-	-	-	-	-	-	-	-
Fin Exp (if applicable)		-	-	-	-	-	-	-	-	-	-	-	-	-	-	-	-	-	-	-	-	-	-	-	-
CO		-	-	-	-	-	-	-	-	-	-	-	-	-	-	-	-	-	-	-	-	-	-	-	-
III. Special Purpose Fund (Please specify)		-	15,176,552	15,176,552	15,176,552	-	-	-	15,176,552	1,295,298	8370,492	864,461	3,764,570	14,294,820	1,295,298	8,370,492	864,461	3,764,570	14,294,820	-	881,732	-	-	-	
MPBF-PS	01 1 01 406	-	15,052,515	15,052,515	15,052,515	-	-	-	15,052,515	1,171,261	8370,492	864,461	3,764,570	14,170,783	1,171,261	8,370,492	864,461	3,764,570	14,170,783	-	881,732	-	-	-	
PGF-PS (Pension Benefits)	01 1 01 407	-	124,037	124,037	124,037	-	-	-	124,037	124,037	-	-	-	124,037	124,037	-	-	-	124,037	-	-	-	-	-	
All for COs & Scholarships	01 1 01 409	-	-	-	-	-	-	-	-	-	-	-	-	-	-	-	-	-	-	-	-	-	-	-	
Sub-Total, Special Purpose Fund		-	15,176,552	15,176,552	15,176,552	-	-	-	15,176,552	1,295,298	8370,492	864,461	3,764,570	14,294,820	1,295,298	8,370,492	864,461	3,764,570	14,294,820	-	881,732	-	-	-	
PS		-	15,176,552	15,176,552	15,176,552	-	-	-	15,176,552	1,295,298	8370,492	864,461	3,764,570	14,294,820	1,295,298	8,370,492	864,461	3,764,570	14,294,820	-	881,732	-	-	-	
MOOE		-	-	-	-	-	-	-	-	-	-	-	-	-	-	-	-	-	-	-	-	-	-	-	-
Fin Exp (if applicable)		-	-	-	-	-	-	-	-	-	-	-	-	-	-	-	-	-	-	-	-	-	-	-	-
CO		-	-	-	-	-	-	-	-	-	-	-	-	-	-	-	-	-	-	-	-	-	-	-	-

STATEMENT OF APPROPRIATIONS, ALLOTMENTS, OBLIGATIONS, DISBURSEMENTS AND BALANCES
As of the Quarter Ending December 31, 2016


FAR No. 1


Department : STATE UNIVERSITIES & COLLEGES
Agency : E.A.R.I.S.T.
Operating Unit :
Organization Code (UACS) : 08-001-00-00000
Funding Source Code (as clustered) : 101
(e.g. Old Fund Code: 101,102, 151)


X Current Year Appropriations
Supplemental Appropriations
Continuing Appropriations


Particulars	UACS CODE	Appropriations			Allotments			Current Year Obligations					Current Year Disbursements				Balances						
		Authorized Appropriation	Adjustments (Transfer To/From, Reassignment)	Adjusted Appropriations	Allotments Received	Adjustments (Withdrawal, Reassignment)	Transfer To	Transfer From	Adjusted Total Allotments	1st Quarter	2nd Quarter	3rd Quarter	4th Quarter	Total	1st Quarter	2nd Quarter	3rd Quarter	4th Quarter	Total	Unreleased Appropriations	Unobligated Allotment	Unpaid Obligations (15-20) = (23+24)	
										Ending March 31	Ending June 30	Ending Sept. 30	Ending Dec. 31		Ending March 31	Ending June 30	Ending Sept. 30	Ending Dec. 31				Due and Demandable	Not Yet Due and Demandable
1	2	3	4	5=(3+4)	6	7	8	9	10=[(6+(-)7)-8+9]	11	12	13	14	15=(11+12+13+14)	16	17	18	19	20=(16+17+18+19)	21=(5-10)	22=(10-15)	23	24
GRAND TOTAL		263,695,000	15,863,052	279,578,052	238,465,984	706,500	-	-	239,192,484	33,659,278	45,736,265	30,684,388	63,948,195	174,028,126	32,330,527	39,913,479	36,543,541	57,297,607	166,085,154	40,385,566	65,164,358	7,942,973	-
PS		146,114,000	23,033,052	169,147,052	144,904,984	7,856,500	-	-	152,761,484	26,886,597	39,752,100	19,694,744	49,407,048	135,710,489	25,727,807	33,914,350	25,571,566	49,001,413	134,215,137	16,385,568	17,050,995	1,405,352	-
MCOE		60,046,000	(7,150,000)	52,896,000	60,046,000	(7,150,000)	-	-	52,896,000	6,772,682	5,869,785	11,019,644	12,422,147	36,064,238	6,602,720	5,884,729	10,971,975	8,096,376	31,555,799	-	16,811,762	4,528,440	-
Fin Exp. (if applicable)		-	-	-	-	-	-	-	-	-	-	-	-	-	-	-	-	-	-	-	-	-	-
CO		57,535,000	-	57,535,000	33,535,000	-	-	-	33,535,000	-	114,400	-	2,116,999	2,233,369	-	114,400	-	199,818	314,218	24,000,000	31,301,601	1,919,181	-
Recapitulation by MFO:		118,830,000	(2,775,000)	-	118,830,000	(2,775,000)	-	-	116,055,000	19,107,907	21,736,033	18,428,391	34,947,778	94,240,109	18,432,717	17,431,238	22,567,052	30,425,756	88,656,763	-	21,814,891	5,383,346	-
MFO 1	0000030100000000	102,730,000	(50,000)	-	102,730,000	(50,000)	-	-	102,680,000	16,112,662	19,459,151	16,481,686	31,267,395	83,320,894	15,523,186	15,512,467	20,255,217	26,667,768	77,658,659	-	19,359,106	5,362,235	-
MFO 2	0000030200000000	2,436,000	(125,000)	-	2,436,000	(125,000)	-	-	2,311,000	221,793	52,306	261,530	220,649	756,278	212,587	61,112	249,821	221,368	745,288	-	1,554,722	10,990	-
MFO 3	0000030300000000	2,847,000	(1,250,000)	-	2,847,000	(1,250,000)	-	-	1,597,000	337,404	292,523	141,641	309,101	1,140,669	389,569	247,059	186,307	315,033	1,138,408	-	456,331	2,261	-
MFO 4	0000030400000000	10,817,000	(1,350,000)	-	10,817,000	(1,350,000)	-	-	9,467,000	2,376,049	1,952,053	1,543,534	3,150,633	9,022,268	2,306,575	1,610,540	1,875,706	3,221,587	9,014,408	-	444,732	7,960	-

OF WHICH:
Major Programs/Projects
KRA No. 1 - Anti-Corruption, Transparent, Accountable and Participatory Governance
Program Budgeting: MPP
Other Major Programs and Projects and monitored by the President through PMS
PAP
...continue down to the last PAP
...continue down to the last Program Budgeting
...continue down to the last KRA

Certified Correct: 
MARY ANTONETTE A. AQUINO
Chief, Budget Service
Date: 02/14/17

Certified Correct: 
MARICOR S. CAJUDAY
Chief, Accounting Services
Date: 02/14/17

Recommending Approval: 
NICETAS T. BARRIENTOS
Director, Financial Management Services
Date:

Approved By: 
EDITHA V. PILLO
President
Date: